CHARACTER DETAIL

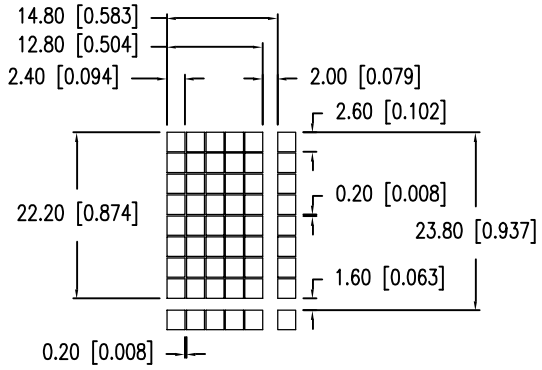

PRELIMINARY IN P/N DIR

SC:1.00

CAUTION: STATIC SENSITIVE DEVICE
FOLLOW PROPER E.S.D. HANDLING PROCEDURES
WHEN WORKING WITH THIS PART.

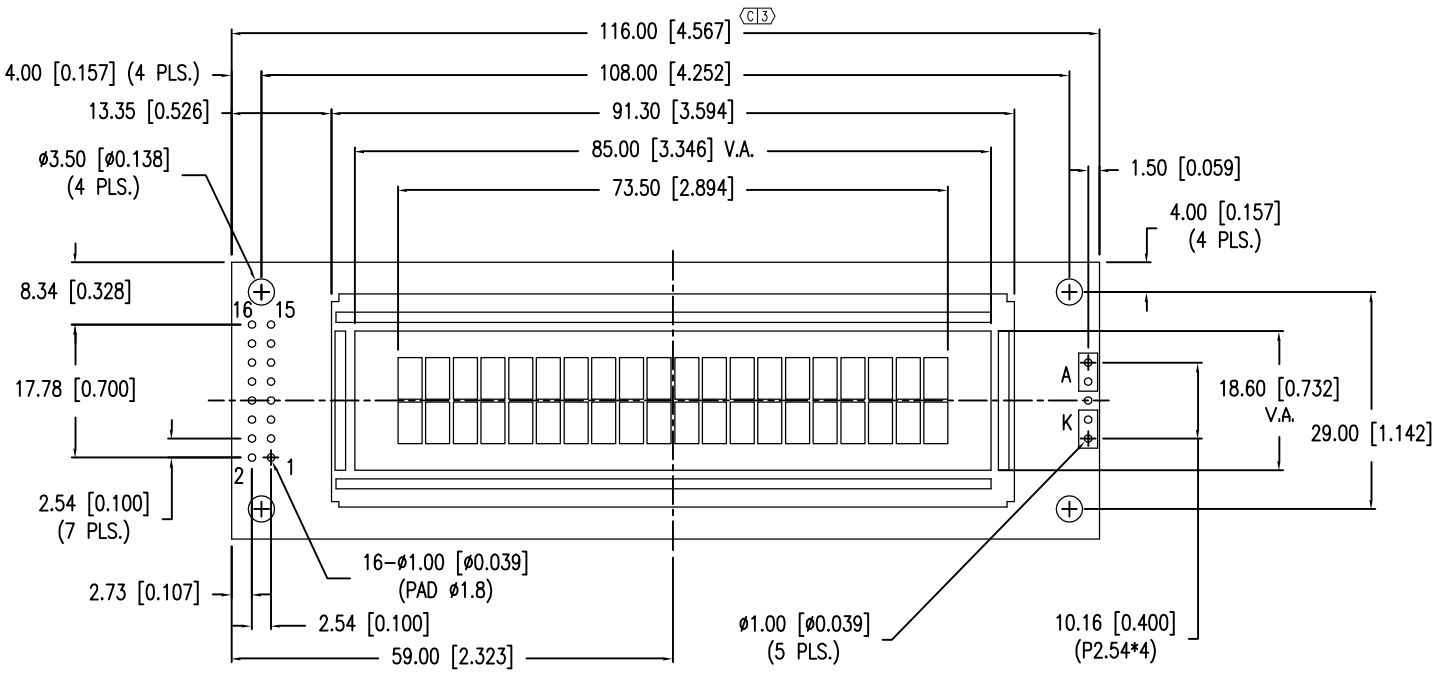

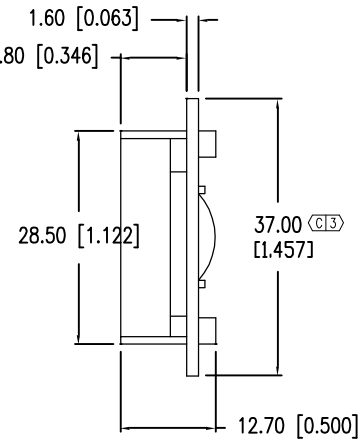

*UNLESS OTHERWISE SPECIFIED TOLERANCES PER DECIMAL PRECISION ARE: X=±1 (±0.039), X.X=±0.5 (±0.020), X.XX=±0.25 (±0.010), X.XXX=±0.127 (±0.005). LEAD SIZE=±0.05 (±0.002), LEAD LENGTH=±0.75 (±0.030). MIN= +DECIMAL PRECISION −0.00 MAX.= +0.00 −DECIMAL PRECISION

LUMEX®
Creating LED and LCD Solutions Together™
290 E. HELEN ROAD
PALATINE, IL 60067-6976
PHONE: +1.847.359.2790
FAX: +1.847.359.6538
WEB: WWW.LUMEX.COM

20x2 LCD MODULE 1/16 DUTY 1/5 BIAS, STN REFLECTIVE, ENGLISH EUROPEAN FONT.

THE SPECIFICATIONS MAY CHANGE AT ANY TIME WITHOUT NOTICE DUE TO NEW MATERIALS OR PRODUCT IMPROVEMENT.

CONFIDENTIAL INFORMATION
THE INFORMATION CONTAINED IN THIS DOCUMENT IS THE PROPERTY OF LUMEX INC. EXCEPT AS SPECIFICALLY AUTHORIZED IN WRITING BY LUMEX INC., THE HOLDER OF THIS DOCUMENT SHALL KEEP ALL INFORMATION CONTAINED HEREIN CONFIDENTIAL AND SHALL PROTECT SAME IN WHOLE OR IN PART FROM DISCLOSURE AND DISSEMINATION TO ALL THIRD PARTIES.

DATE:	06.15.10	DRAWN BY:	MP
PAGE:	1 OF 2	CHKD BY:	KF
SCALE:	N/A	APRVD BY:	YA
UNIT:	mm [INCH]		

PRELIMINARY IN P/N DIR
SC:1.00

PIN CONFIGURATION

PIN NO.	SYMBOL	LEVEL	FUNCTION	
1	Vss	–	POWER SUPPLY	GND (0V)
2	V_{DD}	–		5V
3	Vo	–		FOR LCD DRIVE
4	RS	H/L	REGISTER SELECT SIGNAL H: DATA INPUT L: INSTRUCTION INPUT	
5	R/$\overline{W}$	H/L	H: DATA READ (MODULE-->MPU) L: DATA WRITE (MODULE<--MPU)	
6	E	H,H->L	ENABLE	
7~14	DB0~DB7	H/L	DATA BUS-SOFTWARE SELECTABLE 4 OR 8 BIT MODE.	
15	A	–	NO CONNECTION	
16	K	–	NO CONNECTION	

V_{DD}-Vo: LCD DRIVING VOLTAGE
VR: 10KΩ -20KΩ

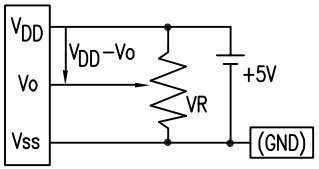

BLOCK DIAGRAM 20 x 2, 1/16 DUTY, 1/5 BIAS

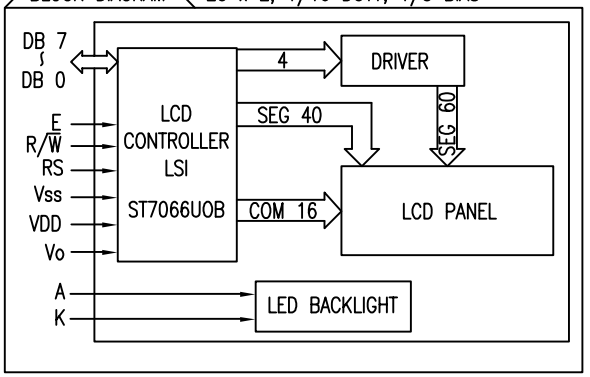

ELECTRICAL CHARACTERISTICS

V_{DD}=4.7V to 5.3V, T_A=25°C

ITEM		SYMBOL	CONDITION	STANDARD VALUE			UNIT
				MIN.	TYP.	MAX.	
SUPPLY VOLTAGE FOR LOGIC		V_{DD}-Vss	–	–	5.0	–	V
SUPPLY CURRENT FOR LOGIC		I_{DD}	V_{DD}=5V	–	2.0	3.0	mA
INPUT VOLTAGE	HIGH	V_{IH}	–	2.2	–	V_{DD}	V
	LOW	V_{IL}	–	0	–	0.6	V
OUTPUT VOLTAGE	HIGH	V_{OH}	–	2.4	–	–	V
	LOW	V_{OL}	–	–	–	0.4	V

ABSOLUTE MAXIMUM RATINGS

ITEM	SYMBOL	TEST CONDITION	STANDARD VALUE		UNIT
			MIN	MAX	
SUPPLY VOLTAGE FOR LOGIC	V_{DD}-Vss	Ta=25°C	4.7	5.3	V
SUPPLY VOLTAGE FOR LCD DRIVE	V_{DD}-Vo	–	4.2@50°C	4.8@0°C	V
INPUT VOLTAGE	V_I	Ta=25°C	Vss	V_{DD}	V
OPERATING TEMPERATURE	Topr	–	-20	70	°C
STORAGE TEMPERATURE	Tstg	–	-30	80	°C

*UNLESS OTHERWISE SPECIFIED TOLERANCES PER DECIMAL PRECISION ARE: X=±1 (±0.039), X.X=±0.5 (±0.020), X.XX=±0.25 (±0.010), X.XXX=±0.127 (±0.005). LEAD SIZE=±0.05 (±0.002), LEAD LENGTH=±0.75 (±0.030). MIN= $^{+\text{DECIMAL PRECISION}}_{-0.00}$ MAX.= $^{+0.00}_{-\text{DECIMAL PRECISION}}$

LUMEX
Creating LED and LCD Solutions Together™
290 E. HELEN ROAD
PALATINE, IL 60067-6976
PHONE: +1.847.359.2790
FAX: +1.847.359.6538
WEB: WWW.LUMEX.COM

20x2 LCD MODULE 1/16 DUTY 1/5 BIAS, STN REFLECTIVE, ENGLISH/EUROPEAN FONT.

THE SPECIFICATIONS MAY CHANGE AT ANY TIME WITHOUT NOTICE DUE TO NEW MATERIALS OR PRODUCT IMPROVEMENT.

CONFIDENTIAL INFORMATION
THE INFORMATION CONTAINED IN THIS DOCUMENT IS THE PROPERTY OF LUMEX INC. EXCEPT AS SPECIFICALLY AUTHORIZED IN WRITING BY LUMEX INC., THE HOLDER OF THIS DOCUMENT SHALL KEEP ALL INFORMATION CONTAINED HEREIN CONFIDENTIAL AND SHALL PROTECT SAME IN WHOLE OR IN PART FROM DISCLOSURE AND DISSEMINATION TO ALL THIRD PARTIES.

DATE:	06.15.10	DRAWN BY:	MP
PAGE:	2 OF 2	CHKD BY:	KF
SCALE:	N/A	APRVD BY:	YA
UNIT:	mm [INCH]		