LinkCom Manufacturing Co.,Ltd

300-LCCH Series



IP67

FEATURES:

- AC Input 100~277VAC
- Built-in Active PFC Function
- Protection: SCP / OVP / OTP
- Flicker Free
- High Operating Ambient Temp.: -40℃~+60℃
- Surge protection: L-N 6KV, L-FG/N-FG 15KV
- Safety: UL 8750 / PSE
- EMI: FCC Part 15 Class B / CE
- IP 67 Compliant
- Warranty: 5 years (refer to warranty policy)
- RoHS Compliant

PRODUCT SPECIFICATION

MODEL	DC OUTPUT POWER (W)	DC OUTPUT VOLTAGE (V)	OUTPUT CURRENT (A)	OUTPUT CURRENT TOLERANCE	EFFICIENCY (Typ.)				Power Factor (Typ.)			
					100VAC	120VAC	200VAC	277VAC	100VAC	120VAC	200VAC	277VAC
LCCH-300U133	300	16-24	12.5	±5%	89.0%	90.0%	92.0%	93.0%	0.98	0.98	0.95	0.95
LCCH-300U832	298.8	18-36	8.3	±5%	89.0%	90.0%	92.0%	93.0%	0.98	0.98	0.95	0.95
LCCH-300U632	300	26-48	6.25	±5%	89.0%	90.0%	92.0%	93.0%	0.98	0.98	0.95	0.95

Input Specifications

	Min.	Typ.	Max.	Units	Conditions/Description
Input Voltage Range	90		305	Vac	
Input Frequency Range	47		63	Hz	
Input Current		3.4		A	100VAC in
Inrush Current			65	A	230VAC in,25℃ Cold start
Leakage Current			0.7	mA	277VAC in
Power Factor (PF)	0.9				100-277VAC,100% load
Total Harmonics Distortion (THD)			15	%	

Output Specifications

	Min.	Typ.	Max.	Units	Conditions/Description
Line Regulation			±3	%	
Load Regulation			±3	%	
Output Current Regulation			±5	%	
Ripple and Noise (pk-pk)			0.5	V	20MHz Bandwidth. See note (3)
Ripple Current	<30% of rated output current				*Measured at electronic load LED mode and nominal input voltage
Turn-on Delay Time			3	s	*Measured at 100-277VAC and at full load

Protection Functions

	Min.	Typ.	Max.	Units	Conditions/Description
Short Circuit Protection					Auto recovery
Over Voltage Protection					Auto recovery
Over Temp Protection (Tc)		105		℃	Auto recovery

Environmental Conditions

	Min.	Typ.	Max.	Units	Conditions/Description
Operating Temperature (Ta)	-40		60	℃	Non-condensing
Operating Humidity	10		90	%RH	Non-condensing
Operating Case Temperature (Tc)			95	℃	Case temperature measured at the case hot spot Measured at 120Vac,Ta 50℃
Storage Temperature	-40		80	℃	Non-condensing
Storage Humidity	10		95	%RH	Non-condensing
Life Time	Measured at 277Vac, 58,000 hours at Tc 75°C .				
Dimensions(L*W*H)	274.2 * 90 * 43.8 mm 10.79 * 3.54 * 1.72 inch				
Weight		2000		g	

Constant Current Mode

300-LCCH Series

EMC Compliance and Safety			
EMC Compliance			
Conducted and Radiated Emmission		Comply with EN 55015 (CISPR15) , Comply with FCC Part 15 Class B	
Harmonic Current Emissions		Comply with EN 61000-3-2 Class C	
Voltage Fluctuations & Flicker		Comply with EN 61000-3-3	
EMS Standards	**Electrostatic Discharge (ESD)**	Comply with IEC 61000-4-2	8 KV air discharge, 4 KV contact discharge
	RF Electromagnetic Field Susceptibility	Comply with IEC 61000-4-3	
	Electrical Fast Transient	Comply with IEC 61000-4-4	
	Surge Immunity	Comply with IEC 61000-4-5	L-N 6KV, L-FG/N-FG 15KV
	Conducted RF Disturbances	Comply with IEC 61000-4-6	
	Power Frequency Magnetic Field	Comply with IEC 61000-4-8	
	Voltage Dips	Comply with IEC 61000-4-11	
Safety			
UL	**UL 8750**		
PSE	**Comply with PSE**		

Notes

(1) All parameters not specially mentioned are measured 230VAC input.

(2) All specifications Typical @25℃, unless otherwise noted, at normal line and load.

(3) Ripple and Noise measured directly at pins/terminals at nom. load, 0.1uF bypass and 47uF electrolytic, pk-pk @20MHz bandwidth.

(4) Specified for free-air convection cooling.

＊REFERENCE: www.linkcom.com.tw

＊Please contact sales@linkcom.com.tw, sales@linkcomusa.com for more information

Constant Current Mode

300-LCCH Series

DERATING CURVE

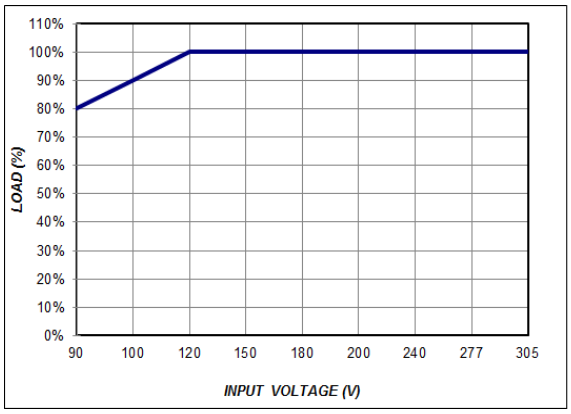

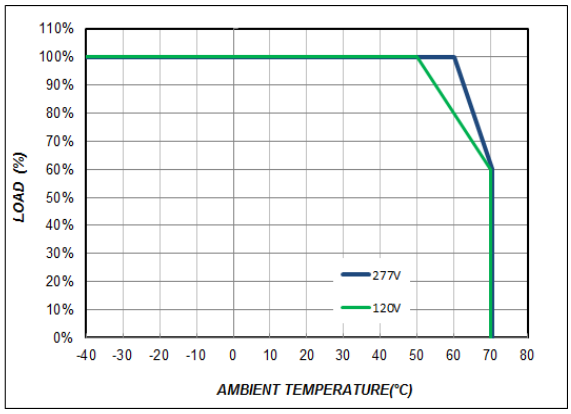

DIMENSIONS

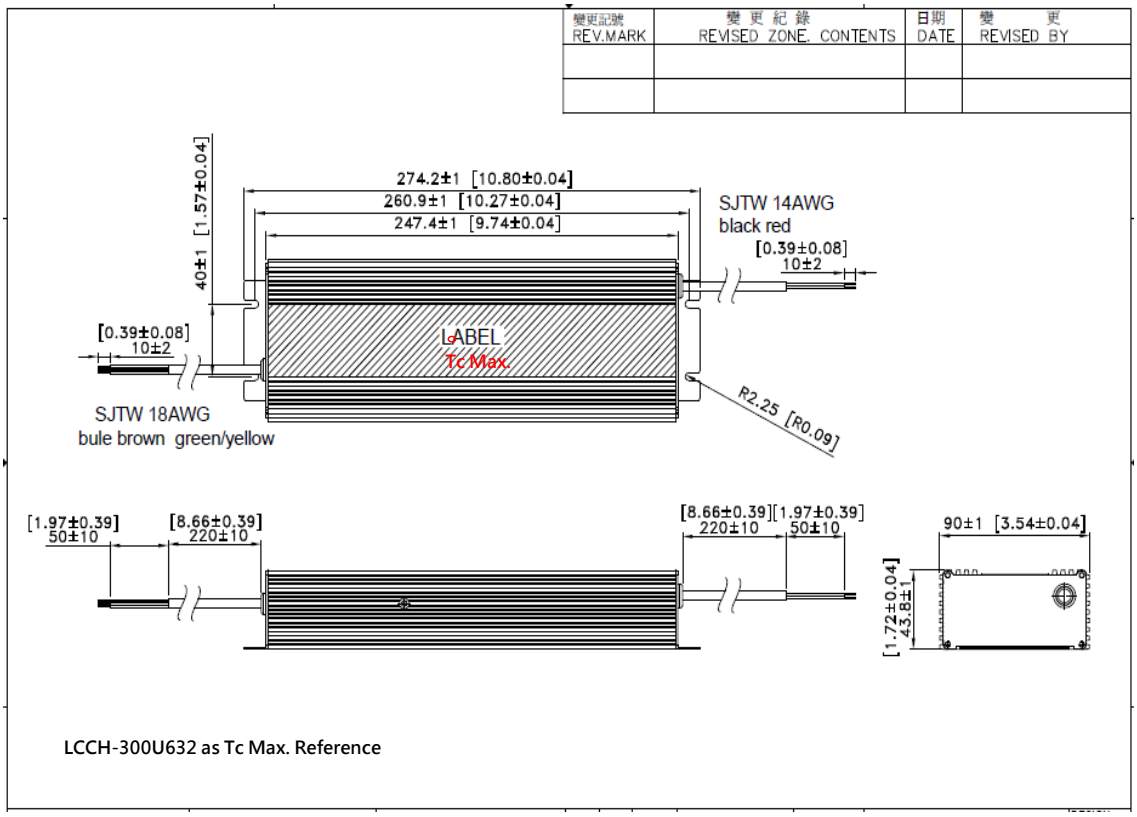

＊REFERENCE: www.linkcom.com.tw

Constant Current Mode

300-LCCH Series

Power Factor vs. Load (LCCH-300U832)

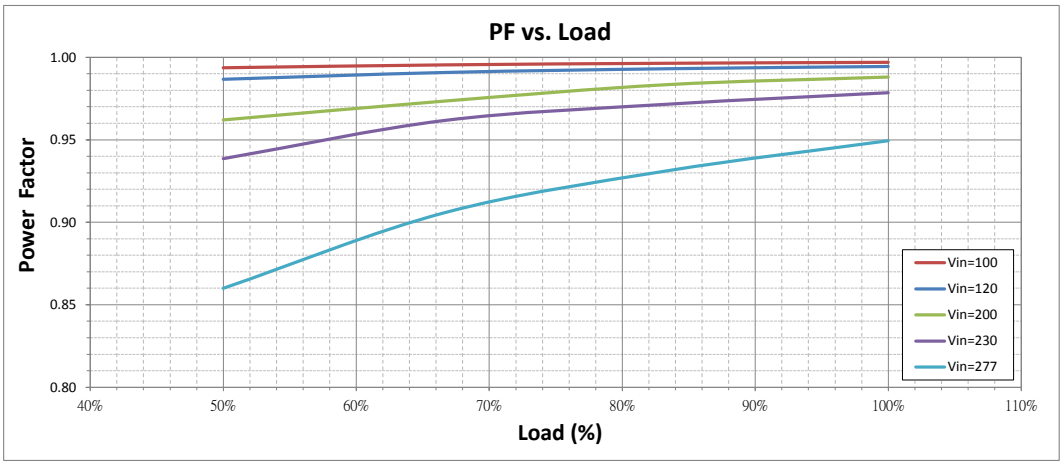

Efficiency vs. Load (LCCH-300U832)

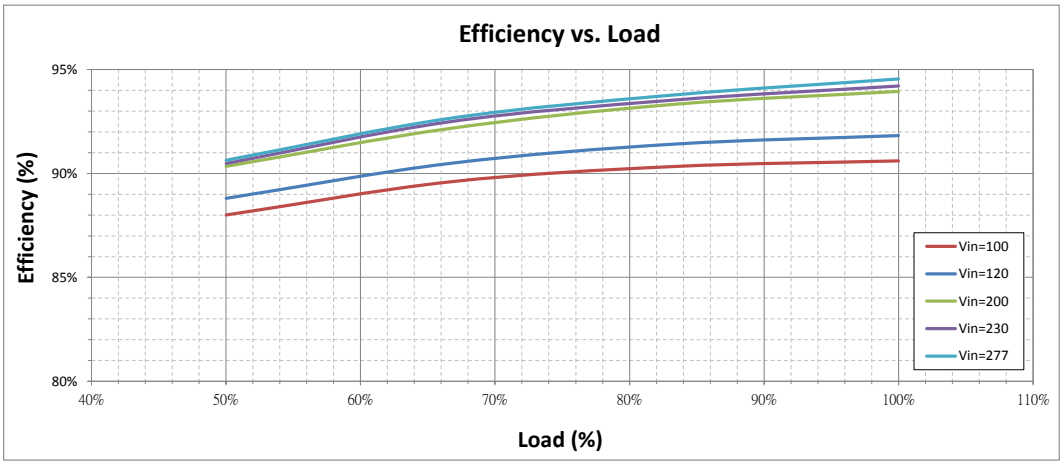

THD vs. Load (LCCH-300U832)

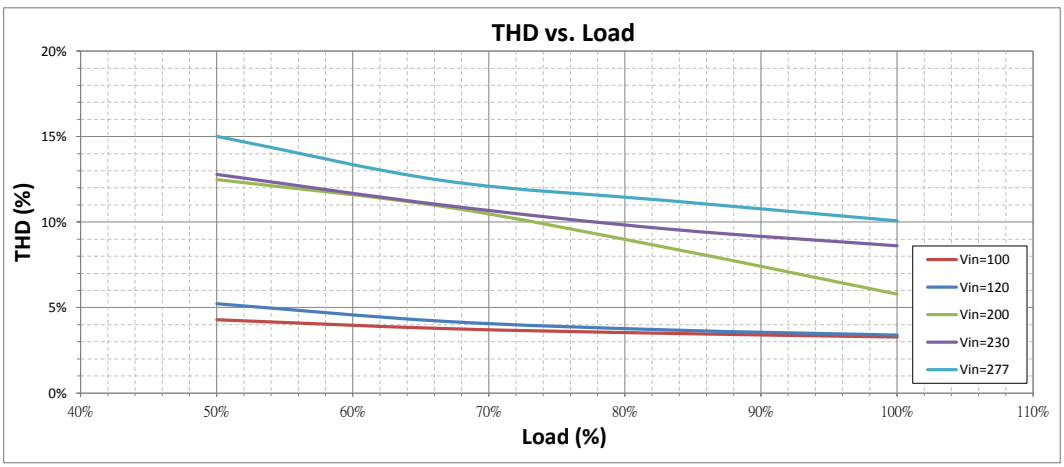

Constant Current Mode

300-LCCH Series

Output Current vs. Load (LCCH-300U832)

