Data Sheet

50.0 Amp LUCAS AUTO PRESSFIT

Description



LUCAS

Mechanical Dimensions

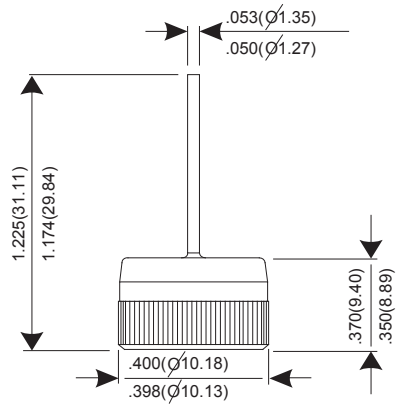

Dimensions in inches and (millimeters)

Features

- ✶ Low forward voltage drop
- ✶ High current capability
- ✶ High reliability
- ✶ High surge current capability

Mechanical Data

- ✶ Case: OFC Heat Sink
- ✶ Encap: Epoxy Sealed Rated UL94V-0
- ✶ Weight: 4.92 gram

MAXIMUM RATINGS AND ELECTRICAL CHARACTERISTICS

Rating at 25°C ambient temperature unless otherwise specified.

	SYMBOL	L5002	L5004	L5006	UNIT
Maximum Peak Repetitive Reverse Voltage@Irrm=10uA	V_{RRM}	200	400	600	V
Maximum RMS Voltage	V_{RMS}	140	280	420	V
Maximum DC Blocking Voltage(T_A=25°C)	V_B	200	400	600	V
Maximum Average Forward Current Io@Tc=150°C 60 Hz, resistive or inductive load	$I_{(AV)}$	50			A
Peak Forward Surge Current, 8.3ms single Half sine-wave superimposed on rated load (JEDEC method)	I_{FSM}	450			A
Maximum Inst. Forward Voltage Drop, I_F at 100Amp	V_F	1.2			V
Maximum DC Reverse Current (V_B)@T_J=25°C At Rated DC Blocking Voltage (V_B)@T_J=175°C	I_R	10 500			uA uA
Operating Junction and Storage Temperature Range	T_J, T_{STG}	-40 to +175			°C

Data Sheet

50.0 Amp LUCAS AUTO PRESSFIT

RATINGS AND CHARACTERISTIC CURVES PLFR5002~PLFR5006

FIG.1 - FORWARD CURRENT DERATING CURVE

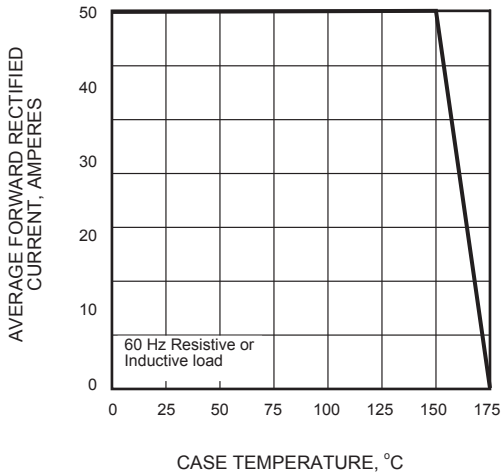

FIG.2 - MAXIMUM NON-REPETITIVE PEAK FORWARD SURGE CURRENT

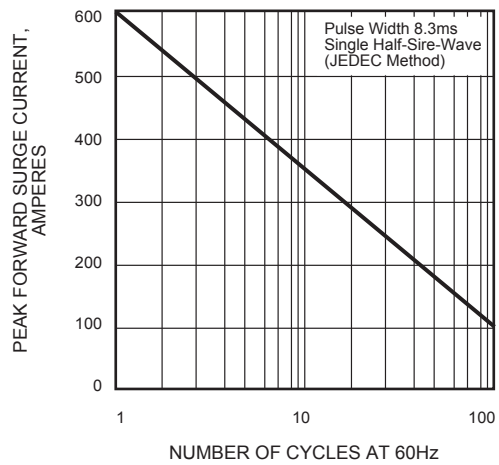

FIG.3 - TYPICAL INSTANTANEOUS FORWARD CHARACTERISTICS

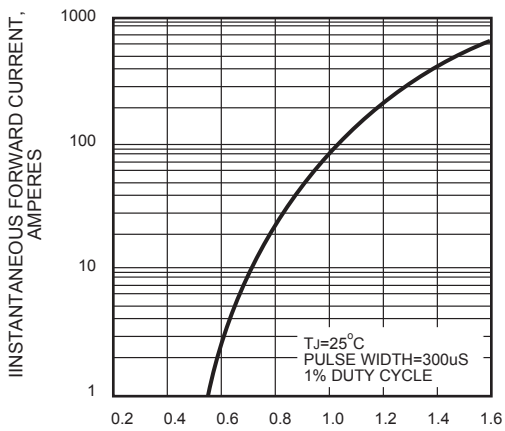

FIG.4 - TYPICAL REVERSE CHARACTERISTICS

