KPC357NT0T Series

4PIN MINI-FLAT LOW INPUT CURRENT PHOTOCOUPLER

cosmo

Description

The KPC357NT0T is DC-input single channel which contains a light emitting diode optically coupled to a phototransistor. It is packaged in a 4-pin Mini-Flat package. The input-output Isolation voltage is rated at 3750 Vrms.

Schematic

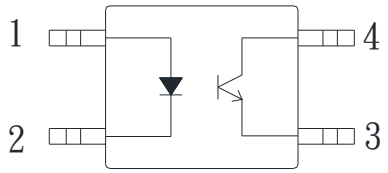

1. Anode
2. Cathode
3. Emitter
4. Collector

Features

1. Halogen free
2. Pb free and RoHS compliant
3. Mini-flat package: compact 4 pin SOP with a 2.0mm profile
4. Low input current type (I_F=1.0mA)
5. Current transfer ratio

   (CTR : 100~600% at I_F=1.0mA Vce=5V)
6. High collector-emitter voltage(Vceo:80V)
7. High isolation voltage between input and output (Viso:3750Vrms)
8. MSL class 1
9. Agency Approvals:
   - UL Approved (No. E169586): UL1577
   - c-UL Approved (No. E169586)
   - VDE Approved (No. 40014684): DIN EN60747-5-5
   - FIMKO Approved: EN60065, EN60950
   - CQC Approved: GB8898-2011, GB4943.1-2011

Applications

- Computer terminals, programmable controllers
- Facsimile equipment, audio, video
- Communications, telephone, etc

Outside Dimension

Unit : mm

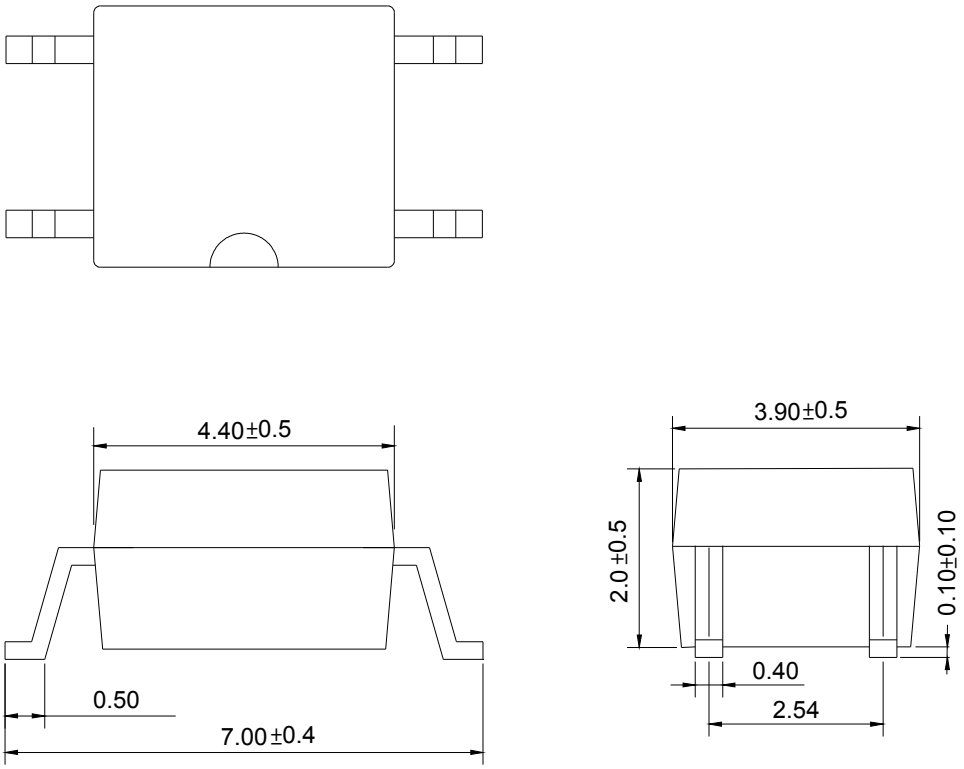

TOLERANCE : ±0.2mm

Device Marking

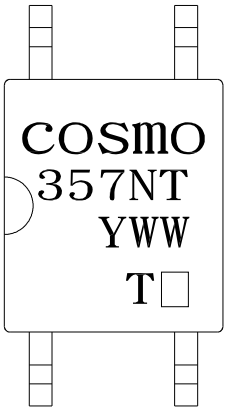

Notes:

Cosmo
357NT
YWW Y: Year code / WW: Week code
T□ □: CTR rank

● Absolute Maximum Ratings

(Ta=25℃)

Parameter		Symbol	Rating	Unit
Input	Forward current	I_F	50	mA
	Peak forward current	I_{FM}	200	mA
	Reverse voltage	V_R	6	V
	Power dissipation	P_D	15	mW
Output	Collector-Emitter voltage	V_{CEO}	80	V
	Emitter-Collector voltage	V_{ECO}	7	V
	Collector current	I_C	50	mA
	Collector power dissipation	P_C	150	mW
Total power dissipation		Ptot	170	mW
Isolation voltage 1 minute		Viso	3750	Vrms
Operating temperature		Topr	-55 to +115	℃
Storage temperature		Tstg	-55 to +125	℃
Soldering temperature 10 seconds		Tsol	260	℃

Electro-optical Characteristics

(Ta=25℃)

Parameter		Symbol	Conditions	Min.	Typ.	Max.	Unit
Input	Forward voltage	V_F	I_F=10mA	-	1.2	1.4	V
	Reverse current	I_R	V_R=4V	-	-	10	μA
	Terminal capacitance	Ct	V=0, f=1KHz	-	30	250	pF
Output	Collector dark current	I_{CEO}	V_{CE}=50V	-	-	0.1	μA
Transfer charac-teristics	Current transfer ratio	CTR	I_F=1mA, V_{CE}=5V	100	-	600	%
	Collector-Emitter saturation voltage	V_{CE}(sat)	I_F=10mA, I_C=1mA	-	0.1	0.2	V
	Isolation resistance	Riso	DC500V,40% to 60%RH	$5x10^{10}$	10^{11}	-	Ω
	Floating capacitance	Cf	V=0, f=1MHz	-	0.6	1.0	pF
	Response time (Rise)	tr	V_{CE}=2V, I_C=2mA, R_L=100Ω	-	4	18	μs
	Response time (Fall)	tf		-	3	18	μs

Classification table of current transfer ratio is shown below.

CTR Rank.	CTR (%)
KPC357NT0TA	100 TO 600
KPC357NT0TB	200 TO 500
KPC357NT0TC	160 TO 400
KPC357NT0TD	120 TO 300
KPC357NT0TE	100 TO 200

Fig.1 Current Transfer Ratio vs. Forward Current

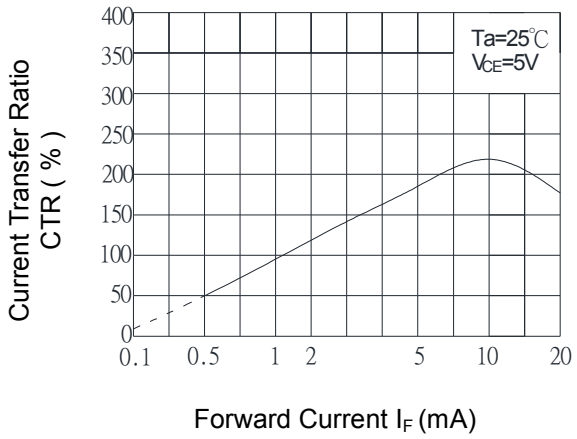

Fig.2 Collector Power Dissipation vs. Ambient Temperature

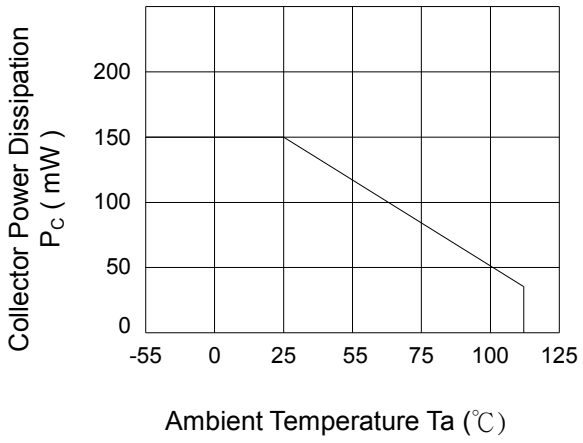

Fig.3 Collector Dark Current vs. Ambient Temperature

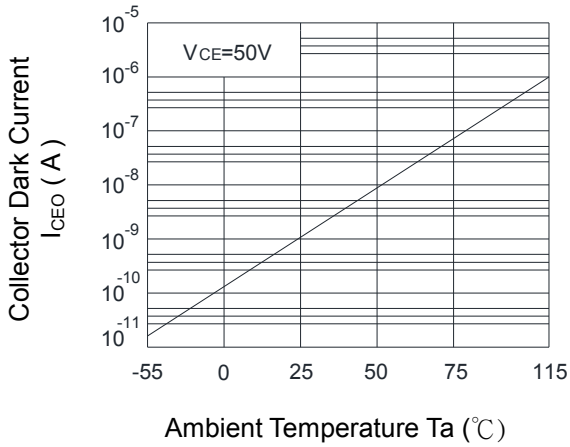

Fig.4 Forward Current vs. Ambient Temperature

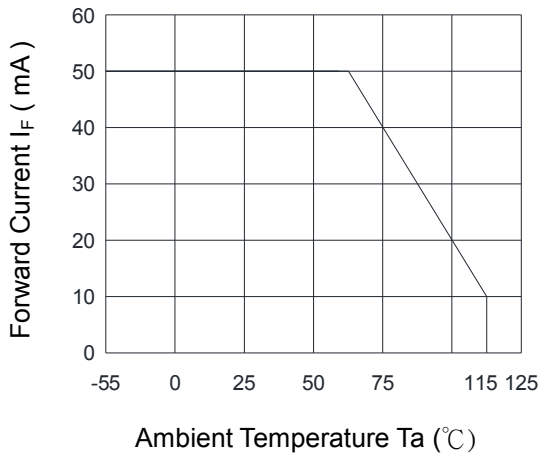

Fig.5 Forward Current vs. Forward Voltage

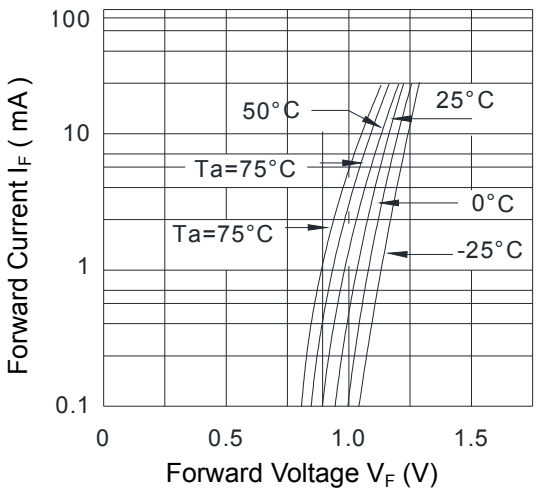

Fig.6 Collector Current vs. Collector-Emitter Voltage

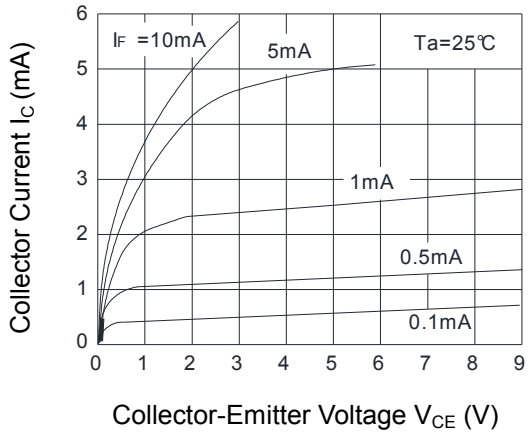

Fig.7 Relative Current Transfer Ratio vs. Ambient Temperature

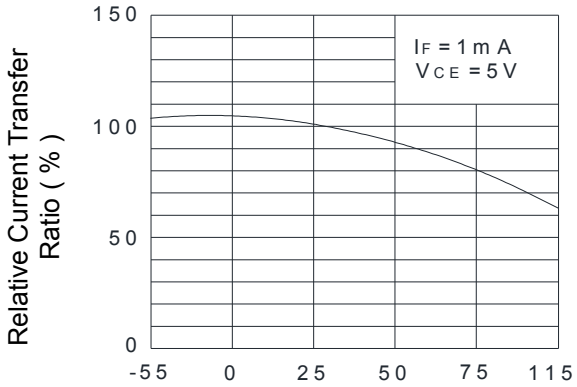

Fig.8 Collector-Emitter Saturation Voltage vs. Ambient Temperature

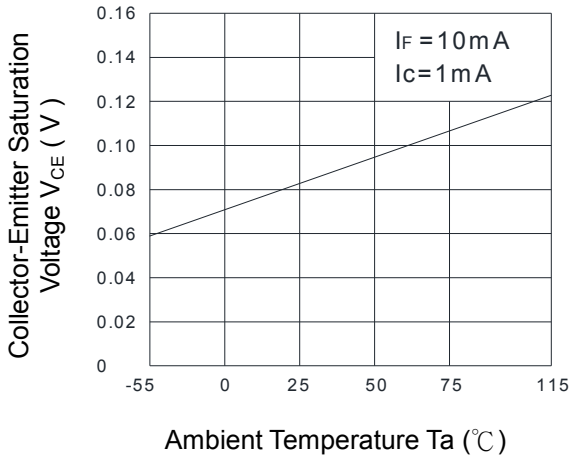

Fig.9 Collector-Emitter Saturation Voltage vs. Forward Current

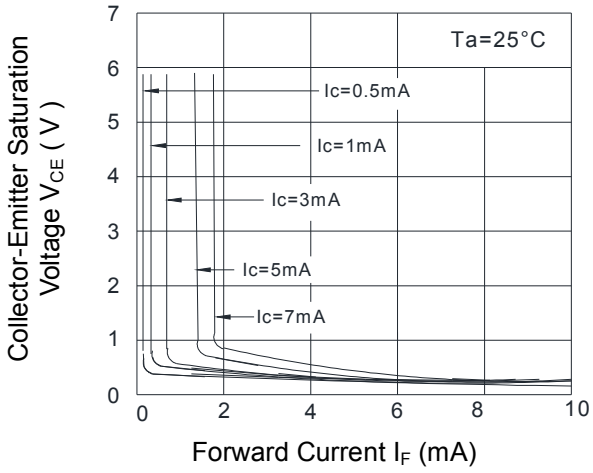

Fig.10 Response Time (Rise) vs. Load Resistance

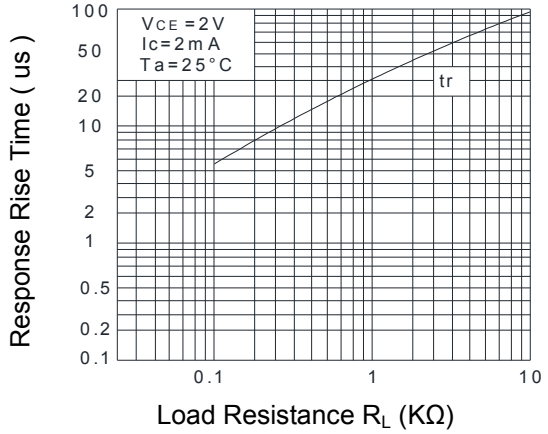

Fig.11 Response Time (Fall) vs. Load Resistance

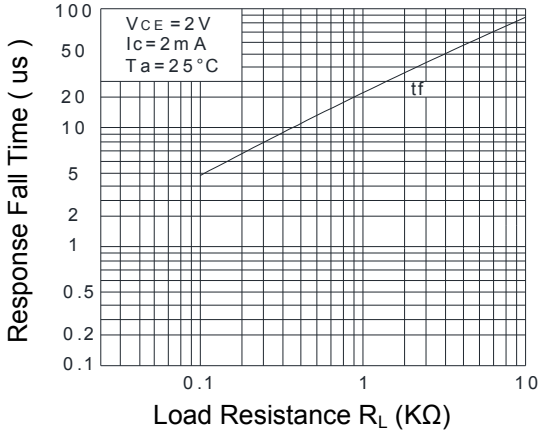

- **Test Circuit for Response Time**

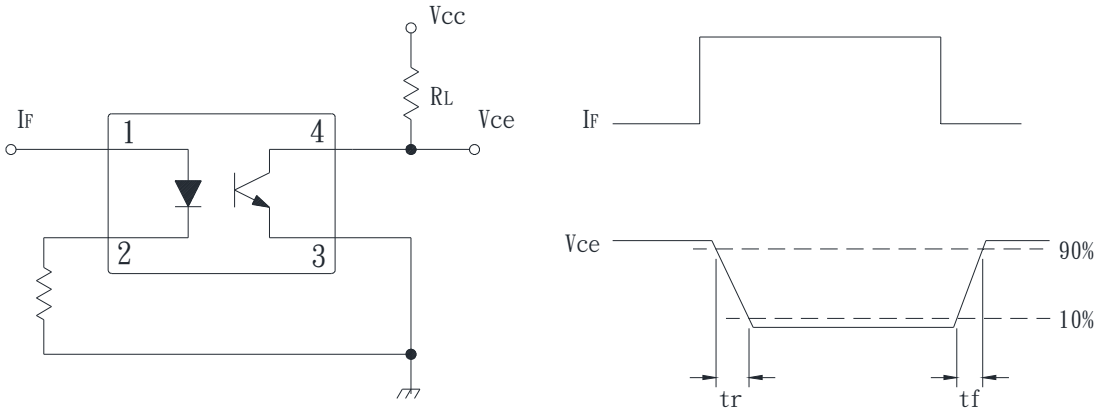

Recommended Soldering Conditions

(a) Infrared reflow soldering：

- Peak reflow soldering： 260℃ or below (package surface temperature)
- Time of peak reflow temperature： 10 sec
- Time of temperature higher than 230℃： 30-60 sec
- Time to preheat temperature from 180~190℃： 60-120 sec
- Time(s) of reflow： Two
- Flux： Rosin flux containing small amount of chlorine (The flux with a maximum chlorine content of 0.2 Wt% is recommended.)

Recommended Temperature Profile of Infrared Reflow

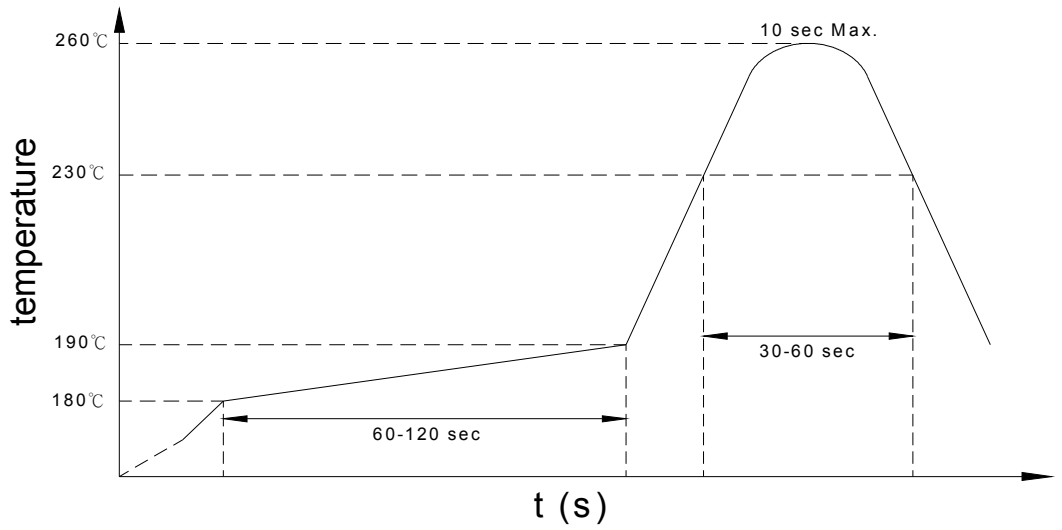

(b) Wave soldering：

- Temperature： 260℃ or below (molten solder temperature)
- Time： 10 seconds or less
- Preheating conditions： 120℃ or below (package surface temperature)
- Time(s) of reflow： One
- Flux： Rosin flux containing small amount of chlorine (The flux with a maximum chlorine content of 0.2 Wt% is recommended.)

(c) Cautions：

- Fluxes： Avoid removing the residual flux with freon-based and chlorine-based cleaning solvent.
- Avoid shorting between portion of frame and leads.

● Numbering System

KPC357NT0T Y (Z)

Notes:

KPC357NT0T = Part No.

Y = CTR rank option (A ~ E)

Z = Tape and reel option (TLD、TRU)

Option	Description	Packing quantity
TLD	TLD tape & reel option	3000 units per reel
TRU	TRU tape & reel option	3000 units per reel

● Recommended Pad Layout for Surface Mount Lead Form

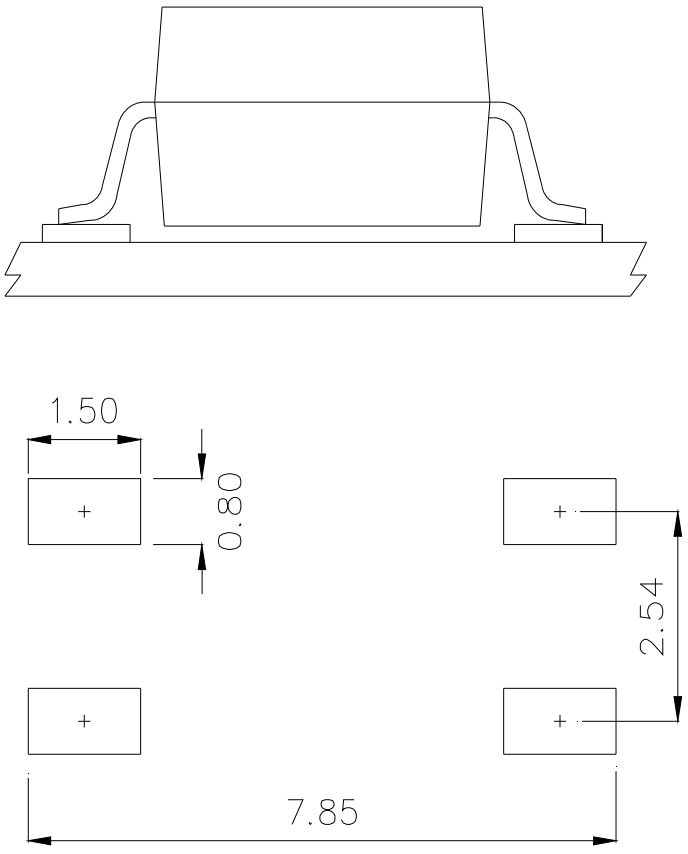

Unit : mm

4-pin Mini-Flat Carrier Tape & Reel

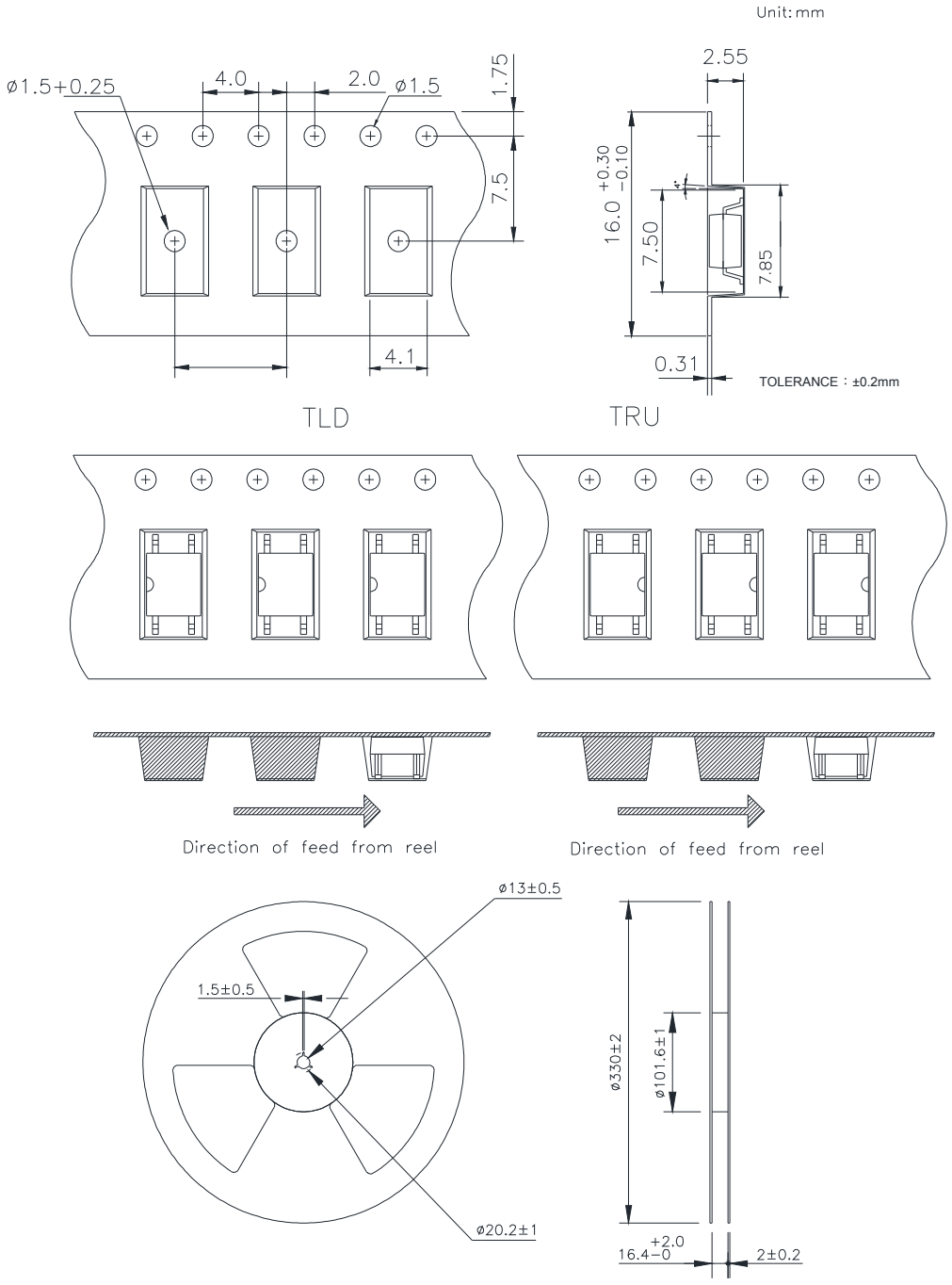

Application Notice

The content of datasheet is the guidance for product use only. cosmo takes no responsibility to the accuracy of the information provided here. For continuously improving all of products, including quality, reliability, function...etc., cosmo reserves the right to change the specification, characteristics, data, materials, and structure of products without notice. Please contact with cosmo to obtain the latest specification.

It would be required to comply with the absolute maximum ratings listed in the specification. cosmo has no liability and responsibility to the damage caused by improper use of the products.

cosmo products are intended to be designed for use in general electronics application list below:
a. Personal computer
b. OA machine
c. Audio / Video
d. Instrumentation
e. Electrical application
f. Measurement equipment
g. Consumer electronics
h. Telecommunication

cosmo devices shall not be used or related with equipment requiring higher level of quality / reliability, or malfunction, or failure which may cause loss of human life, bodily injury, includes, without limitation:
a. Medical and other life supporting equipments
b. Space application
c. Telecommunication equipment (trunk lines)
d. Nuclear power control
e. Equipment used for automotive vehicles, trains, ships...etc.

This publication is the property of cosmo. No part of this publication may be reproduced or copied in any form or any means electronically or mechanically for any purpose, in whole or in part without any written permission expressed from cosmo.