Leiditech

ISML110

Features

- ☐ Small size of 0805
- ☐ Low risistance
- ☐ Lead-free and compliant with the European Union RoHS Directive 2011/65/EU
- ☐ Fast time-to-trip
- ☐ Agency Recognition: UL pending

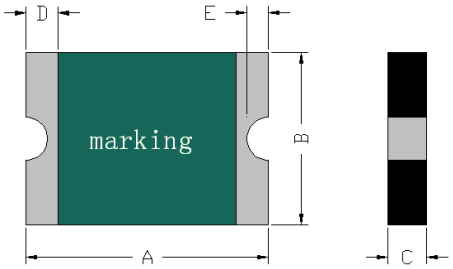

Product Dimensions (mm)

Part number	A	B	C	D	E	Part marking
	Typ.	Typ.	Typ.	Typ.	Typ.	
ISML110	2.10±0.20	1.40±0.20	0.60±0.20	0.40±0.10	0.20±0.10	6



Electrical Characteristics

Part number	I_H	I_T	V_{max}	I_{max}	T_{trip}		Pd_{typ}	R_{min}	R_{1max}
	(A)	(A)	(V)	(A)	Current(A)	Time(S)	(W)	(Ω)	(Ω)
ISML110	1.10	3.30	6	50	8.0	1.0	0.60	0.030	0.120

I_H=Hold current: maximum current at which the device will not trip at 25℃ still air.
I_T=Trip current: minimum current at which the device will always trip at 25℃ still air.
V_{max}=Maximum voltage device can withstand without damage at rated current.
I_{max}=Maximum fault current device can withstand without damage at rated voltage.
T_{trip}=Maximum time to trip(s) at assigned current.
Pd_{typ}=Typical power dissipation: typical amount of power dissipated by the device when in state air environment.
R_{min}=Minimum device resistance at 25℃ prior to tripping.
R_{1max}=Maximum device resistance measured in the nontripped state 1 hour post reflow.

Thermal Derating

LP-ISML110	Maximum ambient operating temperature(℃)									
	-40	-20	0	20	25	40	50	60	70	85
Hold Current (A)	1.65	1.47	1.25	1.13	1.10	0.95	0.85	0.82	0.52	0.35
Trip Current (A)	4.95	4.41	3.75	3.39	3.30	2.85	2.55	2.46	1.56	1.05

Solder Reflow Recommendations

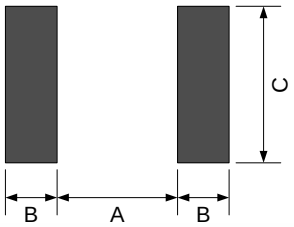

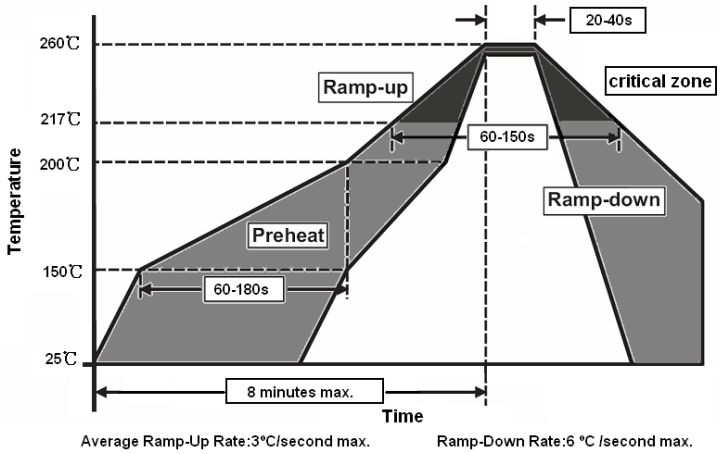

Average Ramp-Up Rate:3℃/second max. Ramp-Down Rate:6 ℃ /second max.

Solder Pad Layouts

Part number	A	B	C
	(mm)	(mm)	(mm)
ISML110	1.20	1.00	1.50

* Recommended reflow methods: IR, Vapor phase, hot air oven.

* Devices can be cleaned using standard industry methods and solvents.

Notes:

- If reflow temperatures exceed the recommended profile, devices may not meet the performance requirements.
- Devices are not designed to be wave soldered to the bottom side of the board.

Package Information

Tape & Reel: 4000pcs per reel.
Moisture Sensitivity Level: 2
Effectivity: Reference documents shall be the issue in effect on the date of invitation for bid.
Caution: Operation beyond the rated voltage or current may result in rupture electrical arcing or flame.

Shanghai Leiditech Electronic Co.,Ltd
Email: sale1@leiditech.com
Tel : +86- 021 50828806
Fax : +86- 021 50477059