Data Sheet

ICE Components, Inc.
Tel 678-560-9172 Fax 678-560-9304
cust.serv@icecomp.com
www.icecomponents.com
1165 Allgood Rd., Ste. #20, Marietta, GA 30062

Mechanical Drawing

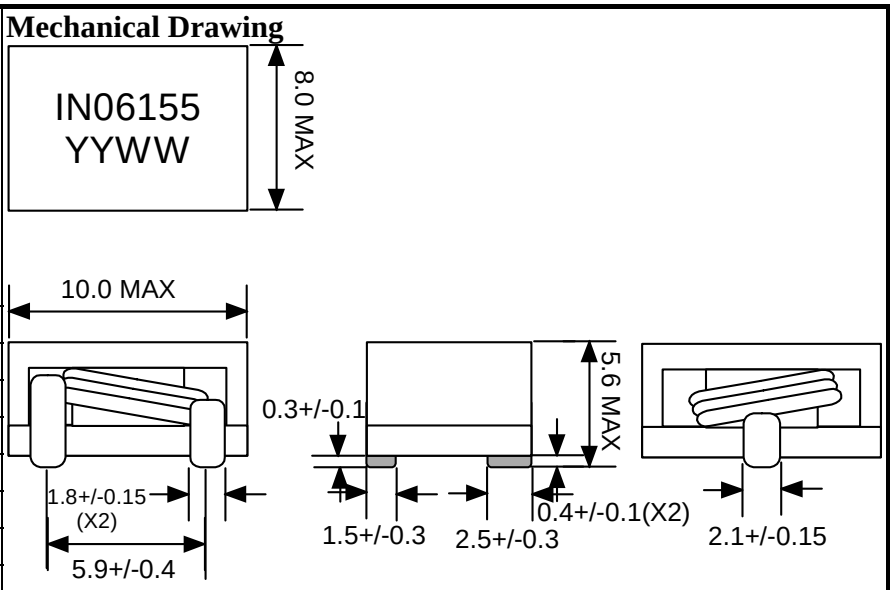

unit:mm

General Information

Customer	
Part Number	IN06155
Revision	0
Description	Inductor
Date	AUG-07-2009
Reference	--
Doc Control #	--
Issue (For ICE use only)	--

Specification				Sample Test Data
Item	***Pins***	***Spec***	***Test Condition***	
Inductance @0Adc	S - F	1.0 uH +/- 15%	500 kHz, 0.1Vrms, series	
Inductance @Isat at 25degC	S - F	0.75 uH min	500 k Hz, 0.1Vrms, series (19Adc)	
DCR	S - F	2.3 mOhm typical (3.5 mOhm max)	+25 deg C	
Isat at 25degC	S - F	19 Adc max		

Schematic

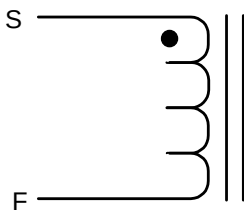

Recommended PCB Layout

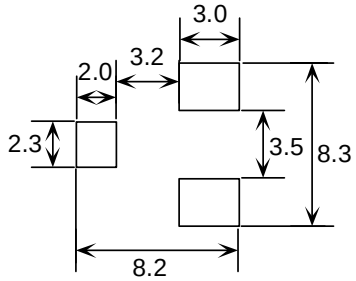

unit:mm

Remark

1) This is RoHS compliant product.
2) Isat is the current at which the inductance drops by 15%.
3) Inductance vs. Current Curve as attached.
4) The max operating temperature is 130degC (ambient + temperature rise).

Sample approval is required before release to production. Sample specifications take precedence over customer specifications.

Customer Signature

Rev.	Description	PRD	CHK	APP	Date	NTFY
0	Initial release	Emily	Gary	L. L. Chou	2009/8/7	2009/8/7

P/N: IN06155

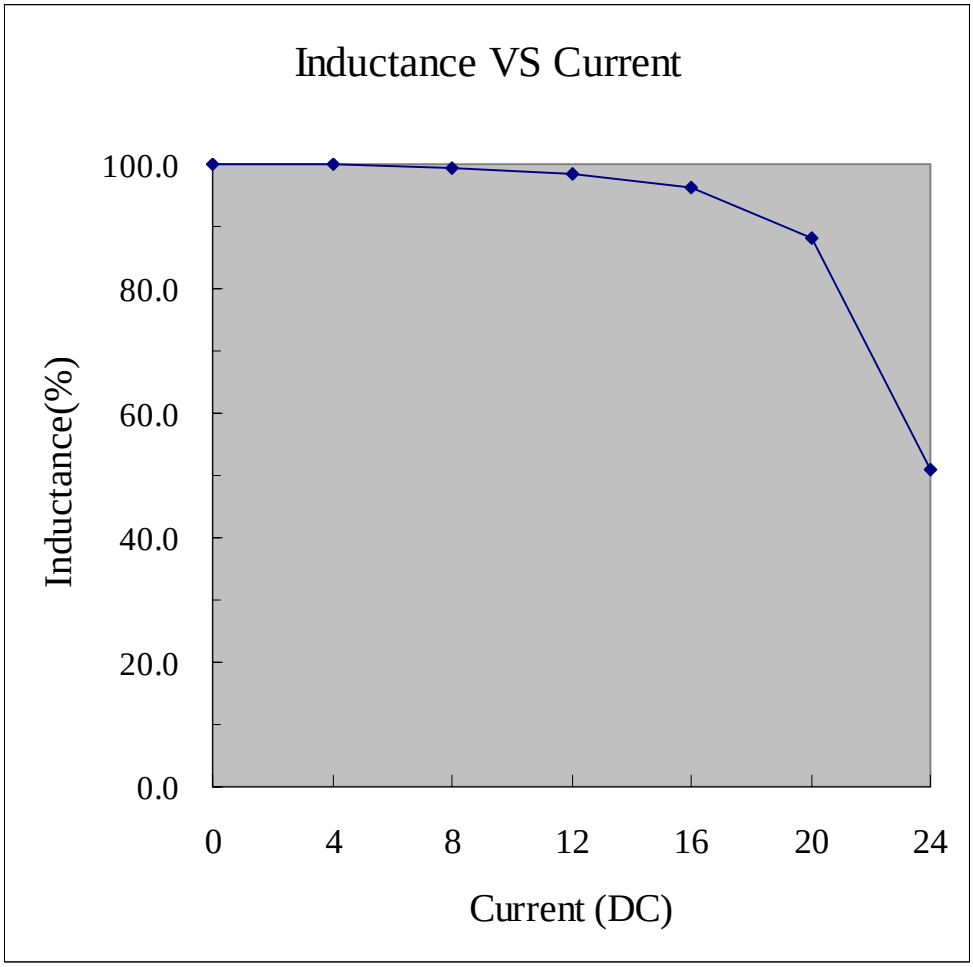
Inductance VS Current
100.0
80.0
60.0
40.0
20.0
0.0
Inductance(%)
0
4
8
12
16
20
24
Current (DC)