规格书编号

SPEC NO :

产品规格书
SPECIFICATION

CUSTOMER 客 户：

PRODUCT 产 品：**SAW FILTER**

MODEL NO 型 号：**HDBF14011A62A SF6-2**

PREPARED 编 制： CHECKED 审 核：

APPROVED 批 准： D A T E 日 期：2009-04-17

客户确认 CUSTOMER RECEIVED:		
审核 CHECKED	批准 APPROVED	日期 DATE

无锡市好达电子有限公司

Shoulder Electronics Limited

更改历史记录
History Record

更改日期 Date	规格书编号 Spec. No.	产品型号 Part No.	客户产品型号 Customer No.	更改内容描述 Modify Content	备注 Remark

1. SCOPE

This specification shall cover the characteristics of SAW filterHDBF14011A62A

2. ELECTRICAL SPECIFICATION

DC Voltage VDC	10V
AC Voltage Vpp	10V50Hz/60Hz
Operation temperature	-40℃ to +85℃
Storage temperature	-40℃ to +85℃
RF Power Dissipation	0dBm

2.2Electronic Characteristics

		Minimum	Typical	Maximum
Center Frequency	MHz	139.8	140	140.2
Insertion Loss	dB	-	23.75	26.0
1dB Bandwidth 3dB Bandwidth 40dB Bandwidth 55dB Bandwidth	MHz MHz MHz MHz	10.8	11.06 11.51 13.12 13.31	
Passband Variation	dB		0.6	0.9
Group Delay Variation	nsec	-	60	100
Absolute Delay	usec	-	2.75	3.0
Ultimate Rejection	dB	50	60	-
Substrate Meterial	112 $LiTaO_3$			

Typical Performance

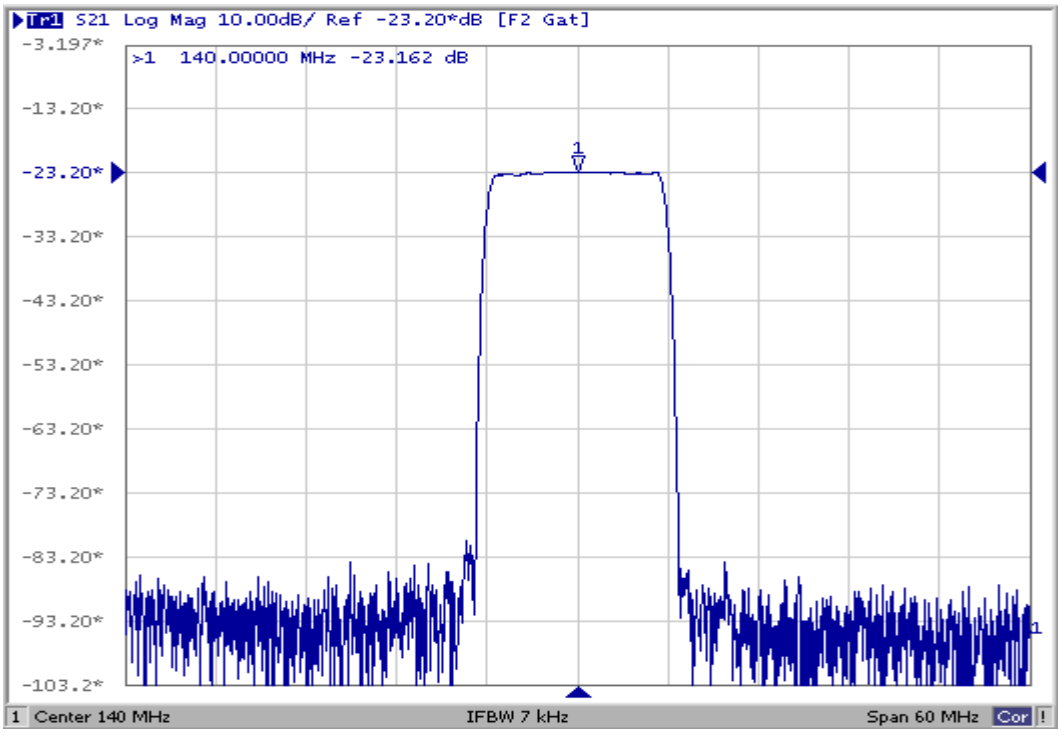

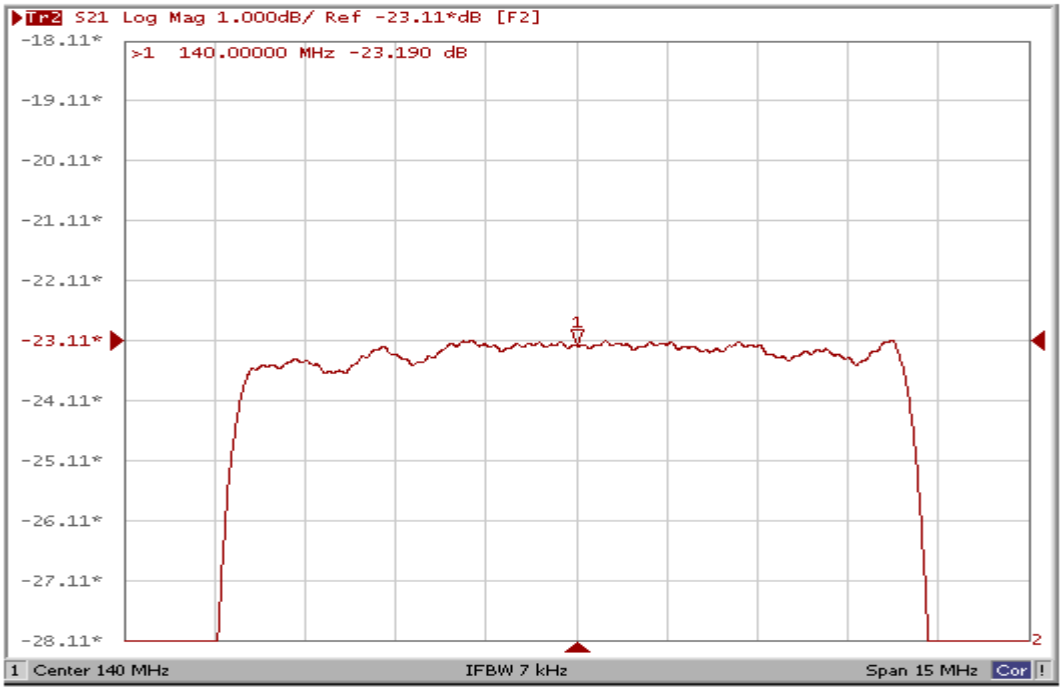

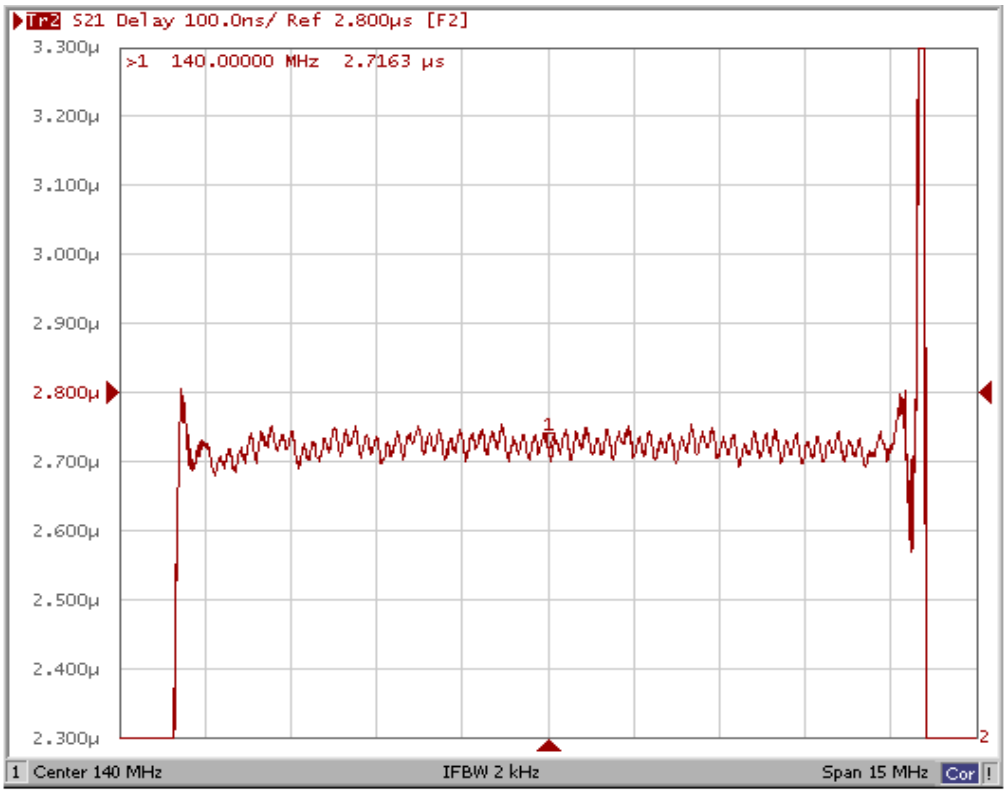

3. DIMENSION

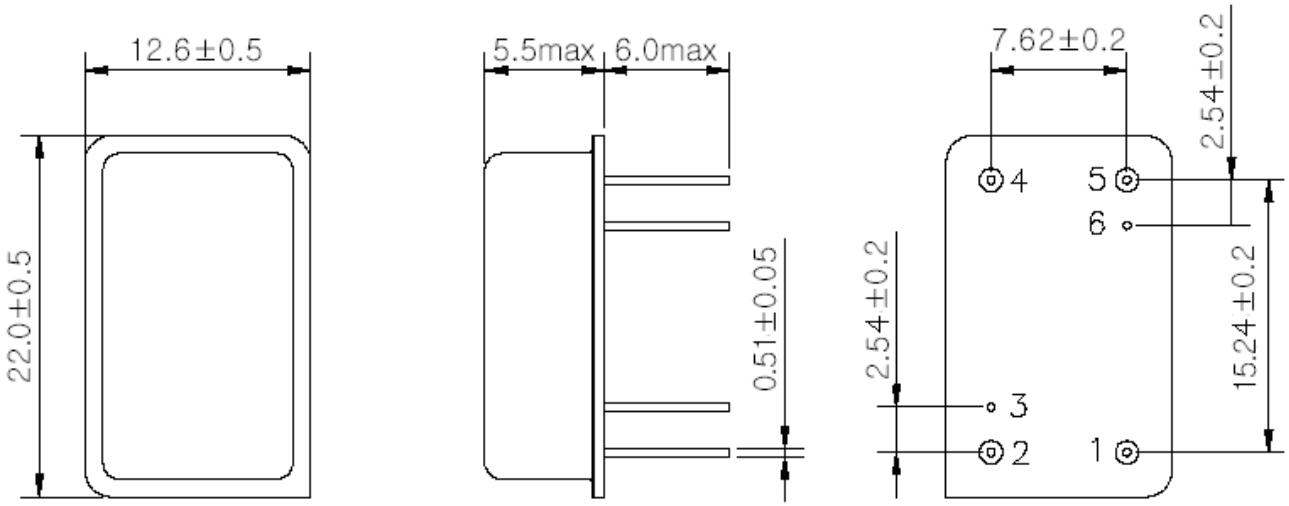

Pin Configuration	
1	Input
5	Output
Other	Case ground

4.TEST CIRCUIT

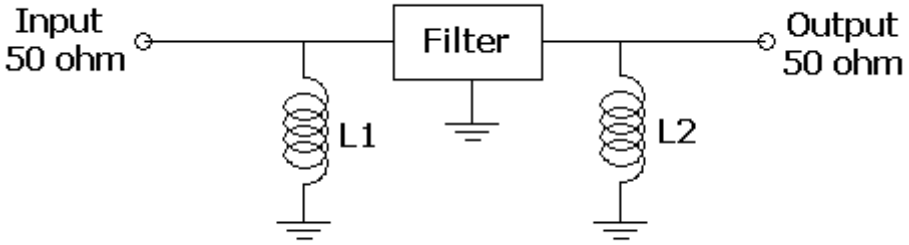

L1=33nH； L2=39nH；

（图示匹配电路为建议匹配电路，客户可根据自己的需要对其进行调整）

5. ENVIRONMENTAL CHARACTERISTICS

5-1 High temperature exposure

Subject the device to +85℃ for 16 hours. Then release the filter into the room conditions for 24 hours prior to the measurement. It shall fulfill the specifications in 2.2.

5-2 Low temperature exposure

Subject the device to -40℃ for 16 hours. Then release the device into the room conditions for 24 hours prior to the measurement. It shall fulfill the specifications in 2.2..

5-3 Temperature cycling

Subject the device to a low temperature of -40℃ for 30 minutes. Following by a high temperature of +85℃ for 30 Minutes. Then release the device into the room conditions for 24 hours prior to the measurement. It shall meet the specifications in 2.2..

5-4 Resistance to solder heat

Dip the device terminals no closer than 1.5mm into the solder bath at 260℃ ±10℃ for 10±1 sec. Then release the device into the room conditions for 4 hours. The device shall meet the specifications in 2.2..

5-5 Solderability

Subject the device terminals into the solder bath at 245℃ ±5℃ for 5s, More than 95% area of the terminals must be covered with new solder. It shall meet the specifications in 2.2..

5-6 Mechanical shock

Drop the device randomly onto the concrete floor from the height of 1m 3 times. the device shall fulfill the specifications in 2.2..

5-7 Vibration

Subject the device to the vibration for 1 hour each in x,y and z axes with the amplitude of 1.5 mm at 10 to 55 Hz. The device shall fulfill the specifications in 2.2..

6. REMARK

6.1 Static voltage

Static voltage between signal load & ground may cause deterioration &destruction of the component. Please avoid static voltage.

6.2 Ultrasonic cleaning

Ultrasonic vibration may cause deterioration & destruction of the component. Please avoid ultrasonic cleaning

6.3 Soldering

Only leads of component may be soldered. Please avoid soldering another part of component