

BOURNS®

Features

- No backlash
- Compact - requires minimal panel space (22.2 mm diameter requirement)
- For use with precision potentiometers or other rotating devices, up to 15 turns
- Designed for metal shaft
- High Force “Click Brake”
- Available in three versions - black on satin chrome background, white on black background or black on polished chrome background

H-22 / H-23 Turns-Counting Dials

Mechanical and Physical Characteristics

Number of Turns ..... 0 to 15
Dial Divisions ..... 50 per turn
Readability - Over 10 Turns ..... 2 parts in 1000
Torque With Brake Engaged ..... 5 oz-in. (350 g-cm) minimum
Markings ..... Black on satin chrome background, white on black background or black on polished chrome background
Locking Brake ..... Yes
Weight ..... 15 grams (5.3 oz.)
Set Screw ..... UNC N2-56, one included
Set Screw Tightening Torque ..... 16.94 N-cm (1.5 lbs.-in.) minimum
Hex Key Size ..... 0.05 in. hex

Shaft and Bushing Requirements

Shaft Diameter Requirements ..... Refer to chart below
Shaft Extension Beyond Panel ..... 18.1 mm (0.712 in.) minimum
22.2 mm (0.875 in.) maximum
Bushing Extension Beyond Panel ..... 9.53 mm (0.375 in.) maximum

H-22 / H-23 MOUNTING INSTRUCTIONS

1. Insert potentiometer in panel.
2. Install anti-rotation device using hardware supplied with potentiometer.
3. Turn potentiometer shaft counterclockwise to minimum resistance or voltage ratio.
4. Set the dial to “0.0” and brake on.
5. Insert the dial on the potentiometer shaft lightly against the panel.
6. Tighten set screw to potentiometer shaft.

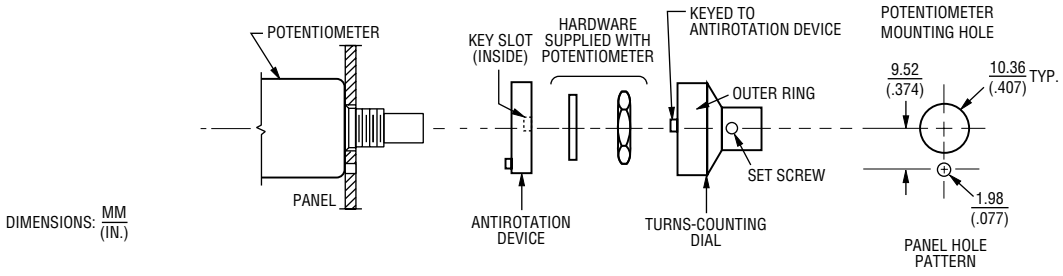

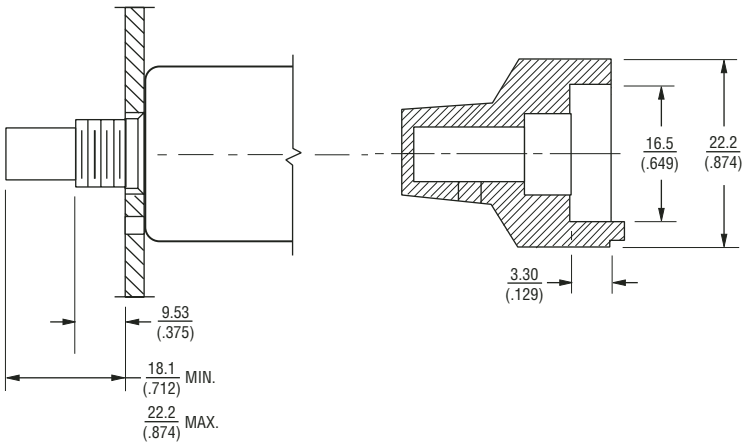

How To Order

Part Number	Accepts Shaft Diameter	Finish
H-22-6A	6.35 mm (.250)	Satin chrome
H-22-6M	6 mm (.236)	Satin chrome
H-22-3A	3.17 mm (.124)	Satin chrome
H-22-6A-B	6.35 mm (.250)	All black
H-23-6A	6.35 mm (.250)	Polished chrome
H-23-6M	6 mm (.236)	Polished chrome
H-23-3A	3.17 mm (.124)	Polished chrome

REV. 12/03

Specifications are subject to change without notice.
Customers should verify actual device performance in their specific applications.