

Features

- Low torque
- Carbon element
- Plain or knurled shaft option
- Metal bushing
- Metal shaft
- Rear solder lugs
- Audio or linear taper options
- Variety of resistance values
- RoHS compliant*

BOURNS® PRO AUDIO

PDB241-GTR Series - 24 mm Guitar Potentiometer

Electrical Characteristics

Taper.....Audio, linear
Standard Resistance
.....10K to 1M ohms
Standard Resistance Tolerance.....±20 %

Environmental Characteristics

Operating Temperature
..... -10 °C to +70 °C
Power Rating..... 0.25 watt
Maximum Operating Voltage ..... 250 V
Rotational Noise .....150 mV max.

Mechanical Characteristics

Mechanical Angle .....300 ° ±5 °
Rotational Torque .....10 to 45 g-cm
Stop Strength..... 8 kg-cm min.
Rotational Life..... 15,000 cycles min.
Soldering Condition
Manual Soldering
..... 300 °C within 3 seconds
Wave Soldering
..... 260 °C within 3 seconds
Hardware.....Two flat washers and two mounting nuts supplied per potentiometer

Derating Curve

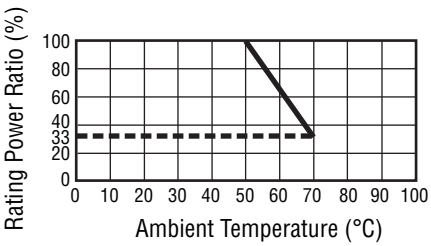

Standard Resistance Table

Resistance (Ohms)	Resistance Code
10,000	103
25,000	253
50,000	503
100,000	104
250,000	254
300,000	304
500,000	504
1,000,000	105

Product Dimensions

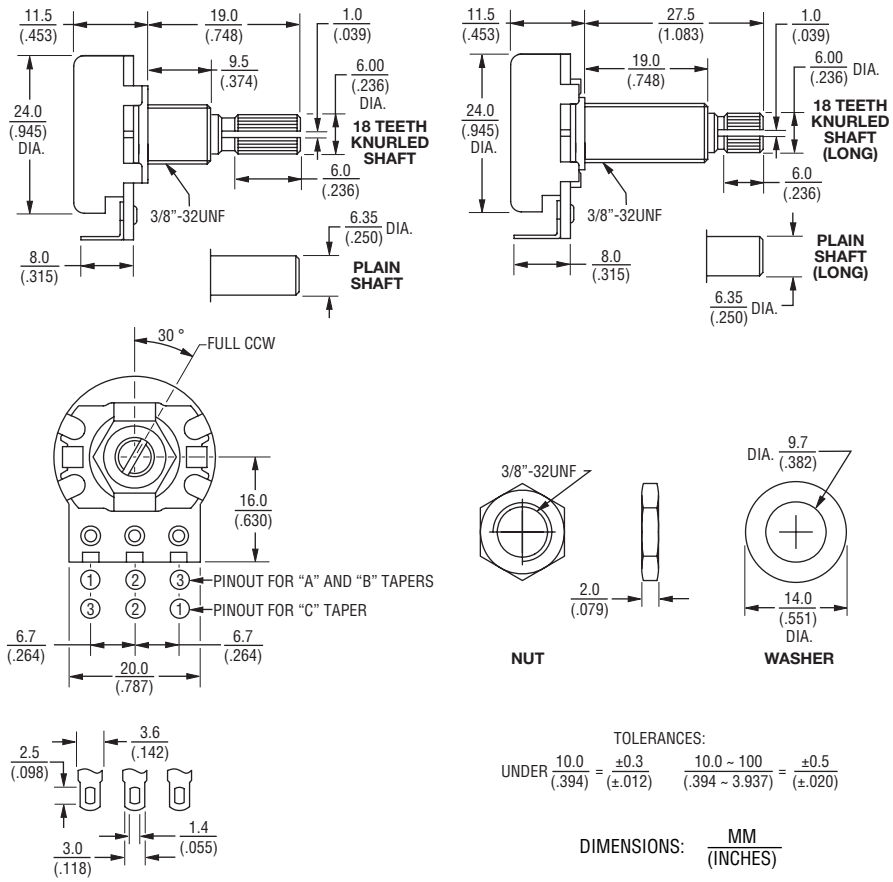

TOLERANCES:

UNDER 10.0 (.394) = ±0.3 (±.012) 10.0 ~ 100 (.394 ~ 3.937) = ±0.5 (±.020)

DIMENSIONS: MM (INCHES)

Circuit

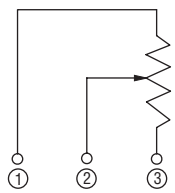

How To Order

PDB24 1 - GTR 01 - 504 A2

Model
Number of Units
1 = Single
Guitar Pot Designator
Configuration
1 = Knurled Shaft / Solder Lugs
2 = Plain Shaft / Solder Lugs
3 = Knurled Shaft (Long) / Solder Lugs
4 = Plain Shaft (Long) / Solder Lugs
Resistance Code (See Table)
Resistance Taper (See Taper Charts)

*RoHS Directive 2002/95/EC Jan. 27, 2003 including annex and RoHS Recast 2011/65/EU June 8, 2011.

Specifications are subject to change without notice.
Customers should verify actual device performance in their specific applications.

Taper Charts

A2 Taper

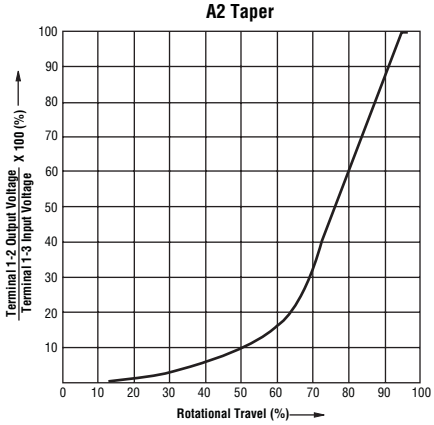

B0 Taper

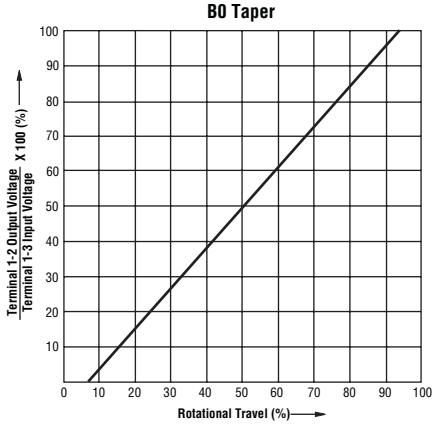

C2 Taper

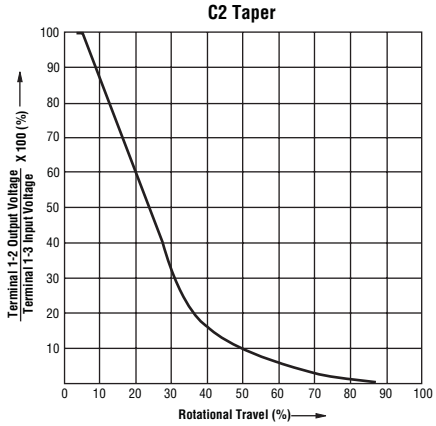

Other tapers available.

Specifications are subject to change without notice.
Customers should verify actual device performance in their specific applications.