# Product data sheet

Specifications



# TeSys GV2 Manual Starter and Protector, thermal magnetic circuit protector, toggle switch, 2.5…4 A, screw clamp terminals

GV2RT08

**Product availability : Stock - Normally stocked in distribution facility**

## Price* : 180.00 USD

## Main

| | |
|---|---|
| **Range of Product** | TeSys GV2 |
| **Range** | TeSys |
| **Device short name** | GV2RT |
| **Product name** | TeSys GV2<br>TeSys Deca |
| **Product or Component Type** | Circuit breaker |
| **Device Application** | Transformer<br>Motor |
| **Trip unit technology** | Thermal-magnetic |

## Complementary

| | |
|---|---|
| **Poles description** | 3P |
| **Network type** | AC |
| **Utilisation category** | AC-3 IEC 60947-4-1<br>Category A IEC 60947-2 |
| **Network frequency** | 50/60 Hz IEC 60947-4-1 |
| **Fixing mode** | 35 mm symmetrical DIN rail clipped<br>Panel screwed with adaptor plate) |
| **Operating position** | Any position |
| **Motor power kW** | 0.55 kW 220/230 V AC 50/60 Hz motor protection high peak current<br>0.75 kW 220/230 V AC 50/60 Hz motor protection high peak current<br>1.1 kW 400/415 V AC 50/60 Hz motor protection high peak current<br>1.5 kW 400/415 V AC 50/60 Hz motor protection high peak current<br>1.5 kW 440 V AC 50/60 Hz motor protection high peak current<br>1.5 kW 500 V AC 50/60 Hz motor protection high peak current<br>2.2 kW 500 V AC 50/60 Hz motor protection high peak current<br>2.2 kW 690 V AC 50/60 Hz motor protection high peak current<br>3 kW 690 V AC 50/60 Hz motor protection high peak current<br>1 kW 230/240 V AC 50/60 Hz transformer protection<br>1.6 kW 400/415 V AC 50/60 Hz transformer protection<br>2 kW 400/415 V AC 50/60 Hz transformer protection<br>1.6 kW 440 V AC 50/60 Hz transformer protection<br>2 kW 440 V AC 50/60 Hz transformer protection<br>2 kW 500 V AC 50/60 Hz transformer protection<br>2.5 kW 500 V AC 50/60 Hz transformer protection<br>2.5 kW 690 V AC 50/60 Hz transformer protection |
| **Breaking capacity** | 100 kA Icu 400/415 V AC 50/60 Hz IEC 60947-2<br>100 kA Icu 440 V AC 50/60 Hz IEC 60947-2<br>100 kA Icu 500 V AC 50/60 Hz IEC 60947-2<br>3 kA Icu 690 V AC 50/60 Hz IEC 60947-2 |

* Price is “List Price” and may be subject to a trade discount – check with your local distributor or retailer for actual price.

Disclaimer: This documentation is not intended as a substitute for and is not to be used for determining suitability or reliability of these products for specific user applications

| | |
|---|---|
| | 100 kA Icu 220/230 V AC 50/60 Hz IEC 60947-2 |
| **Control Type** | Toggle |
| **Line Rated Current** | 4 A |
| **Thermal protection adjustment range** | 2.5…4 A |
| **Magnetic tripping current** | 78 A |
| **[Ue] rated operational voltage** | 690 V AC 50/60 Hz IEC 60947-2 |
| **[Ui] rated insulation voltage** | 690 V AC 50/60 Hz IEC 60947-2 |
| **[Ith] conventional free air thermal current** | 4 A IEC 60947-4-1 |
| **[Uimp] rated impulse withstand voltage** | 6 kV IEC 60947-2 |
| **Power dissipation per pole** | 2.5 W |
| **Mechanical durability** | 100000 cycles |
| **Electrical durability** | 100000 cycles AC-3 415 V<br>415 V |
| **Maximum operating rate** | 25 cyc/h |
| **Rated duty** | Continuous IEC 60947-4-1 |
| **Tightening torque** | 15.05 lbf.in (1.7 N.m) screw clamp terminals |
| **Height** | 3.50 in (89 mm) |
| **Width** | 1.77 in (45 mm) |
| **Depth** | 3.09 in (78.5 mm) |
| **Suitability for isolation** | Yes IEC 60947-1 |

## Environment

| | |
|---|---|
| **Standards** | EN/IEC 60947-2<br>EN/IEC 60947-4-1 |
| **Product Certifications** | CCC<br>UL<br>CSA<br>EAC<br>BV<br>LROS (Lloyds register of shipping)<br>UKCA |
| **Climatic withstand** | IACS E10 |
| **IK degree of protection** | IK04 |
| **IP degree of protection** | IP20 IEC 60529 |
| **Ambient Air Temperature for Storage** | -40…176 °F (-40…80 °C) |
| **Fire resistance** | 1760 °F (960 °C) IEC 60695-2-1 |
| **Operating altitude** | 6561.68 ft (2000 m) |
| **Ambient air temperature for operation** | -4…140 °F (-20…60 °C) |

## Ordering and shipping details

| | |
|---|---|
| **Category** | 22367-MANUAL STR PROTECTOR - GV2 |
| **Discount Schedule** | I11 |
| **GTIN** | 3389110520644 |
| **Nbr. of units in pkg.** | 1 |
| **Package weight(Lbs)** | 8.82 oz (250.0 g) |

| | |
|---|---|
| **Returnability** | Yes |
| **Country of origin** | FR |

## Packing Units

| | |
|---|---|
| **Unit Type of Package 1** | PCE |
| **Package 1 Height** | 1.89 in (4.8 cm) |
| **Package 1 width** | 3.35 in (8.5 cm) |
| **Package 1 Length** | 3.70 in (9.4 cm) |
| **Unit Type of Package 2** | S02 |
| **Number of Units in Package 2** | 24 |
| **Package 2 Weight** | 13.96 lb(US) (6.33 kg) |
| **Package 2 Height** | 5.91 in (15 cm) |
| **Package 2 width** | 11.81 in (30 cm) |
| **Package 2 Length** | 15.75 in (40 cm) |
| **Unit Type of Package 3** | P06 |
| **Number of Units in Package 3** | 384 |
| **Package 3 Weight** | 246.43 lb(US) (111.78 kg) |
| **Package 3 Height** | 30.31 in (77 cm) |
| **Package 3 width** | 23.62 in (60 cm) |
| **Package 3 Length** | 31.50 in (80 cm) |

## Offer Sustainability

| | |
|---|---|
| **Sustainable offer status** | Green Premium product |
| **California proposition 65** | WARNING: This product can expose you to chemicals including: Antimony oxide & Antimony trioxide, which is known to the State of California to cause cancer. For more information go to www.P65Warnings.ca.gov |
| **REACh Regulation** | REACh Declaration |
| **EU RoHS Directive** | Compliant<br>EU RoHS Declaration |
| **Mercury free** | Yes |
| **RoHS exemption information** | Yes |
| **China RoHS Regulation** | China RoHS declaration<br>Product out of China RoHS scope. Substance declaration for your information. |
| **Environmental Disclosure** | Product Environmental Profile |
| **Circularity Profile** | End of Life Information |
| **WEEE** | The product must be disposed on European Union markets following specific waste collection and never end up in rubbish bins. |

## Contractual warranty

| | |
|---|---|
| **Warranty** | 18 months |

## GV2RT

**Dimensions**

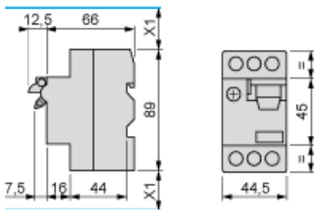


X1: Electrical clearance = 40 mm for Ue < 690 V

**Mounting**

Mounting of external operator GV2AP03

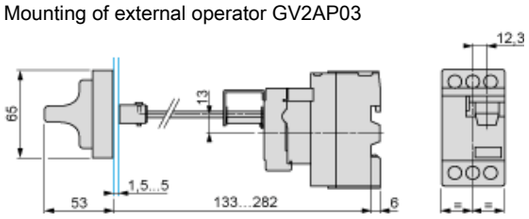


On 35 mm rail

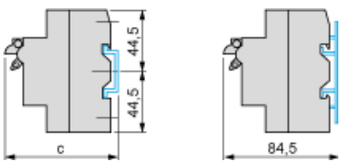


c = 80 on AM1 DP200 (35 x 7.5)

c = 88 on AM1 DE200, ED200 (35 x 15)

On panel with adapter plate GV2AF02

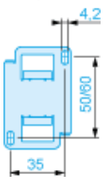


On pre-slotted plate AM1 PA

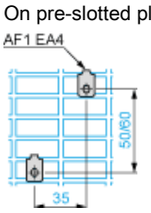


On rails DZ5 MB

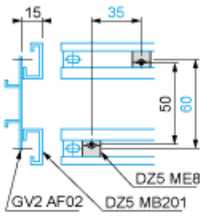

**GV2ME•• and GV2RT**

