IEC Appliance Inlet C14 with Fuseholder 1- or 2-pole



C14

70° C

Description
- Panel Mount:
  Snap-in version from front side
- 2 Functions:
  Appliance Inlet protection class I or II, Fuseholder for fuse-links 5 x 20 mm on the rear-side 1- or 2-pole

Approvals
- VDE License Number: 40024857
- UL License Number: E93617, E96454
- CSA License Number: 38456

Characteristics
- Two "locking" snappers reinforce connector against repeated or excessive pull out force during plug removal
- All single elements are already wired
- Fuseholder on the inside of the equipment prevents accidental use of incorrect fuse-links by the user
- Qualified for use in equipment according IEC/EN 60950

Other versions on request
- Ground terminal, solder/quick-connect, 90° to connector axis

References
General Product Information

Weblinks
Approvals, RoHS, CHINA-RoHS, Mating Connectors, e-Store, Distributor-Stock-Check, Accessories

Technical Data

Ratings IEC	10 A / 250 VAC; 50 Hz
Ratings UL/CSA	10 A / 125 VAC; 60 Hz
Dielectric Strength	> 2.2 kVAC between L-N > 3 kVAC between L/N-PE (1 min/50 Hz)
Allowable Operation Temp.	-25 °C to 70 °C
Degree of Protection	from front side IP 40 acc. to IEC 60529
Protection Class	Suitable for appliances with protection class 1 or 2 acc. to IEC 61140
Terminal	Quick connect terminals 4.8 x 0.8 mm , Ground terminal: Solder terminals or quick connect terminals tin-plated Solder terminal on request
Panel Thickness s	Snap-in: 1/1.2/1.5/2/2.5/3 mm (other on request) (all steps with one variant)
Material: Housing	Thermoplastic, black, UL 94V-0

Appliance Inlet	C14 acc. to IEC/EN 60320-1, UL 498, CSA C22.2 no. 42 (for cold conditions) pin-temperature 70 °C, 10 A, Protection Class 1 or 2
Fuseholder	1 or 2 pole, Shocksafe category PC2 acc. to IEC 60127-6, for fuse-links 5 x 20 mm
Rated Power Acceptance @ Ta 23 °C	5 x 20: 3.15 W (1 pole)/ 2.5 W (2-pole) per pole
Power Acceptance @ Ta > 23°C	Admissible power acceptance at higher ambient temperature see derating curves

Dimensions

37 mm
punched / drilled

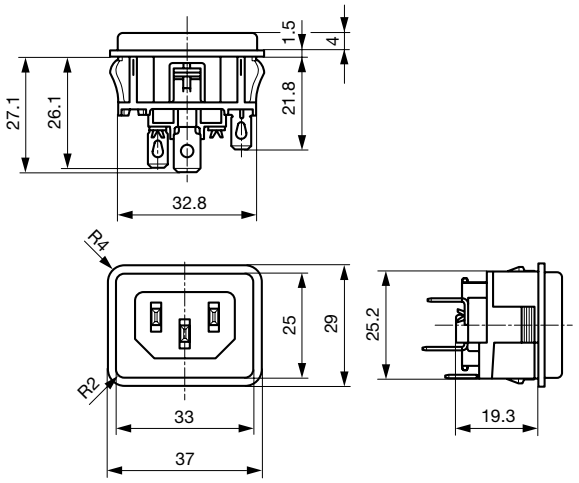

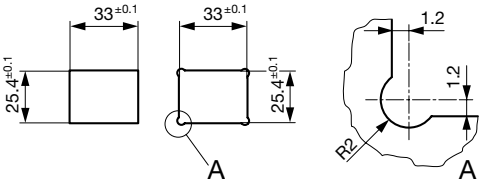

Line and neutral: Quick-connect terminal 4.8x0.8mm

Ground terminal: Quick connect terminal 4.8x0.8mm

Ground terminal: Quick-connect terminal 6.3x0.8mm

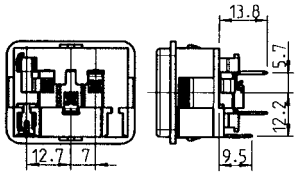

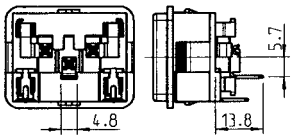

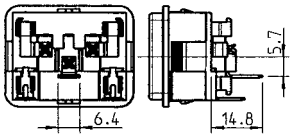

Dimensions

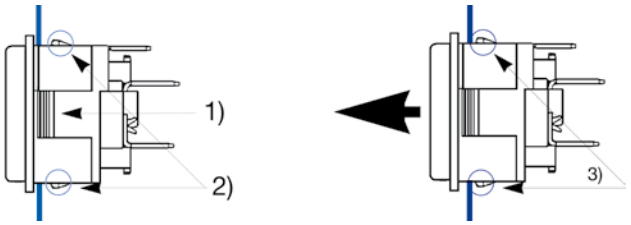

1) Main snappers for snap-in mounting
2) Additional safety snappers not in use

3) Additional safety snappers in use against excessive pull out force

Derating Curves

1-pole

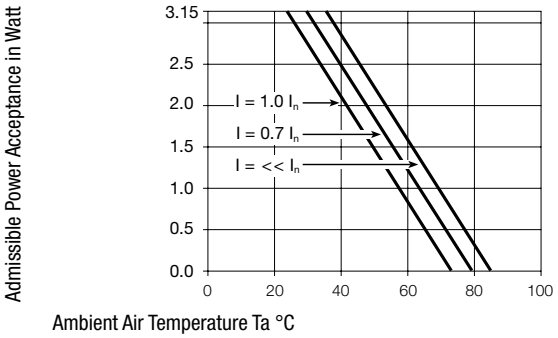

2-pole

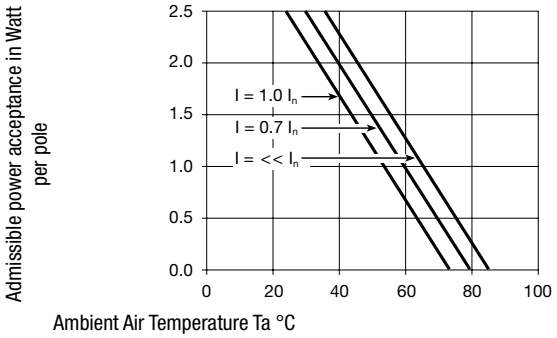

Variants

Protection Class	Fuseholder	Ground terminal	Order Number
1	1-pole	Quick connect terminals 4.8 x 0.8 mm	GSF2.1011.01
1	1-pole	Quick connect terminals 6.3 x 0.8 mm	GSF2.1013.01
1	2-pole	Quick connect terminals 4.8 x 0.8 mm	GSF2.2011.01
1	2-pole	Quick connect terminals 6.3 x 0.8 mm	GSF2.2013.01
2	1-pole	-	GSF2.1010.01
2	2-pole	-	GSF2.2010.01

Packaging unit 50 Pcs

Mating Outlets/Connectors







Category / Description	
Connector Overview complete	
IEC Connector C15, Rewireable, Straight	0101
IEC Connector C15A, Rewireable, Straight	0102
IEC Connector C15A, Rewireable, Straight	0102-G
IEC Connector C15A, Rewireable, Angled	0112
IEC Connector C13, Rewireable, Angled	4012
Connector further types to GSF2	...
Power Cord Overview complete	
Power Cord with IEC Connector C13, Angled	0311
Power Cord with IEC Connector C13, Angled	3011
Power Cord with IEC Connector C13, Angled	3012
Power Cord with IEC Connector C13, Angled	3013
Power Cord with IEC Connector C13	3020
Power Cord further types to GSF2	...
Power Supply or Interconnection Cord Overview complete	
Divers Power Supply and Interconnection Cords 10 A	6000.0214
Divers Power Supply and Interconnection Cords 10 A	6000.0224
Divers Power Supply and Interconnection Cords 10 A	6003.0204
Divers Power Supply and Interconnection Cords 10 A	6003.0205
Divers Power Supply and Interconnection Cords 10 A	6003.0215
Power Supply or Interconnection Cord further types to GSF2	...

The specifications, descriptions and illustrations indicated in this document are based on current information. All content is subject to modifications and amendments.