Micro Commercial Components
20736 Marilla Street Chatsworth
CA 91311
Phone: (818) 701-4933
Fax: (818) 701-4939

GS1A-L THRU GS1M-L

1.0 Amp Glass Passivated Rectifier 50 to 1000 Volts

Features

- Halogen free available upon request by adding suffix "-HF"
- Epoxy meets UL 94 V-0 flammability rating
- Moisture Sensitivity Level 1
- Extremely Low Thermal Resistance
- High Temp Soldering: 260°C for 10 Seconds At Terminals
- ∉ Lead Free Finish/Rohs Compliant (Note1) ("P"Suffix designates Compliant. See ordering information)

Maximum Ratings

- Operating Temperature: -55°C to +150°C
- Storage Temperature: -55°C to +150°C
- Maximum Thermal Resistance; 15°C/W Junction To Lead

MCC Catalog Number	Device Marking	Maximum Reccurrent Peak Reverse Voltage	Maximum RMS Voltage	Maximum DC Blocking Voltage
GS1A-L	GS1A	50V	35V	50V
GS1B-L	GS1B	100V	70V	100V
GS1D-L	GS1D	200V	140V	200V
GS1G-L	GS1G	400V	280V	400V
GS1J-L	GS1J	600V	420V	600V
GS1K-L	GS1K	800V	560V	800V
GS1M-L	GS1M	1000V	700V	1000V

Electrical Characteristics @ 25°C Unless Otherwise Specified

Average Forward current	$I_{F(AV)}$	1.0A	T_L = 110°C
Peak Forward Surge Current	I_{FSM}	30A	8.3ms, half sine,
Maximum Instantaneous Forward Voltage	V_F	1.0V	I_{FM} = 1.0A; T_J = 25°C*
Maximum DC Reverse Current At Rated DC Blocking Voltage	I_R	10μA 50μA	T_J = 25°C T_J = 125°C
Typical Junction Capacitance	C_J	15pF	Measured at 1.0MHz, V_R=4.0V

*Pulse test: Pulse width 300 μsec, Duty cycle 2%

Note 1: High Temperature Solder Exemptions Applied, see EU Directive Annex 7.

DO-214AC
(SMA) (LEAD FRAME)

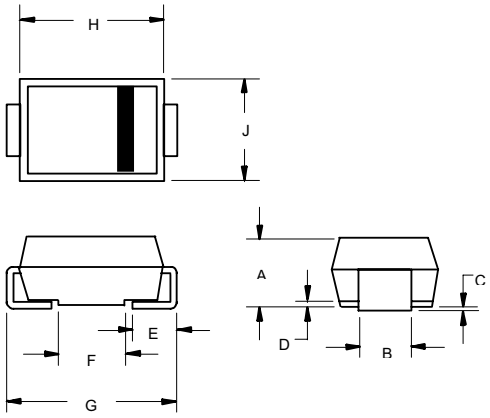

DIMENSIONS					
	INCHES		MM		
DIM	MIN	MAX	MIN	MAX	NOTE
A	.079	.096	2.00	2.44	
B	.050	.064	1.27	1.63	
C	---	.008	---	.20	
D	---	.02	---	.51	
E	.030	.060	.76	1.52	
F	.065	.091	1.65	2.32	
G	.189	.220	4.80	5.59	
H	.157	.181	4.00	4.60	
J	.090	.115	2.25	2.92	

SUGGESTED SOLDER PAD LAYOUT

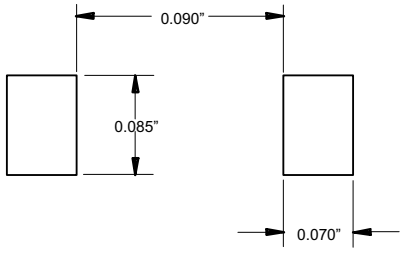

Figure 1
Typical Forward Characteristics

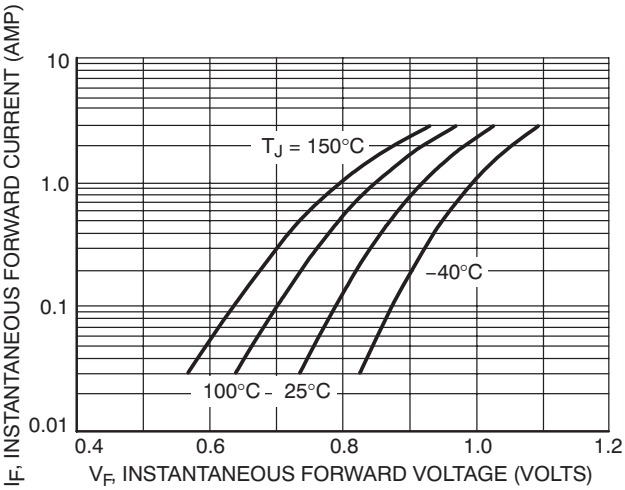

Figure 3
Maximum Overload Surge Current

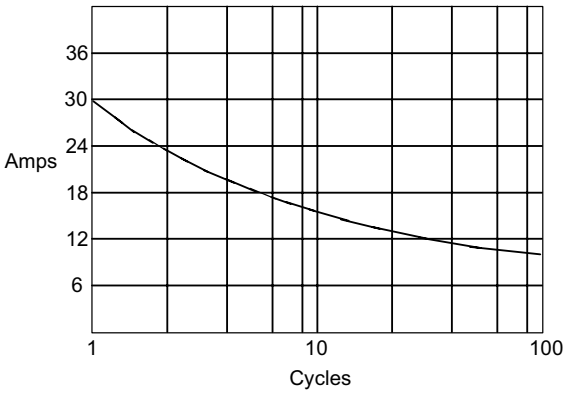

Peak Forward Current - Amperes*versus*
Number of Cycles at 60Hz

Figure 4
Forward Derating Curve

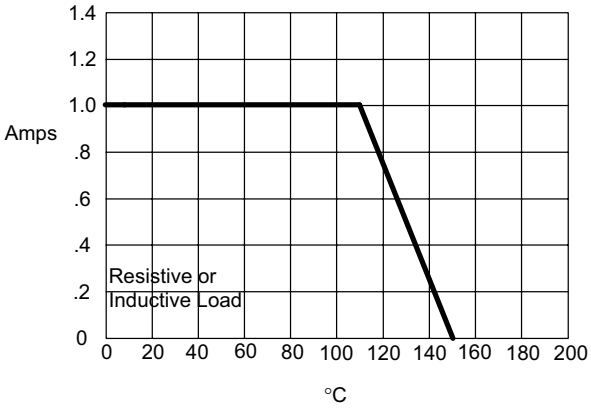

Average Forward Rectified Current - Amperes*versus*
Lead Temperature -°C

Figure 2
Junction Capacitance

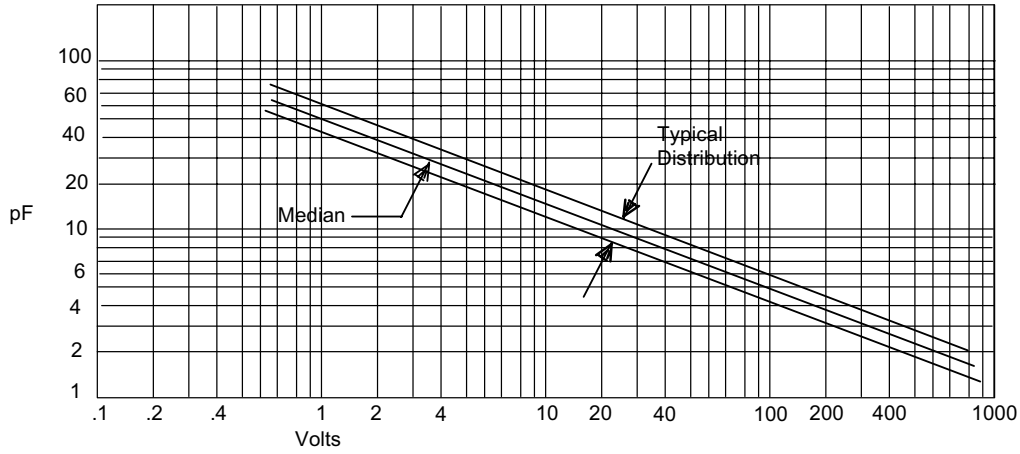

Junction Capacitance - pF*versus*
Reverse Junction Potential (Applied V + 0.7 Volts) - Volts

Figure 5
Peak Forward Surge Current

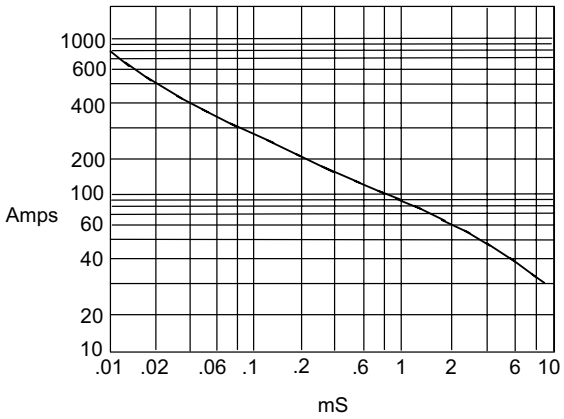

Peak Forward Surge Current - Amperes*versus*
Pulse Duration - Milliseconds (mS)

Micro Commercial Components

Ordering Information :

Device	Packing
Part Number-TP	Tape&Reel: 7.5Kpcs/Reel

Note : Adding "-HF" suffix for halogen free, eg. Part Number-TP-HF

*****IMPORTANT NOTICE*****

Micro Commercial Components Corp. reserves the right to make changes without further notice to any product herein to make corrections, modifications , enhancements , improvements , or other changes . ***Micro Commercial Components Corp .*** does not assume any liability arising out of the application or use of any product described herein; neither does it convey any license under its patent rights ,nor the rights of others . The user of products in such applications shall assume all risks of such use and will agree to hold ***Micro Commercial Components Corp .*** and all the companies whose products are represented on our website, harmless against all damages.

*****LIFE SUPPORT*****

MCC's products are not authorized for use as critical components in life support devices or systems without the express written approval of Micro Commercial Components Corporation.

*****CUSTOMER AWARENESS*****

Counterfeiting of semiconductor parts is a growing problem in the industry. Micro Commercial Components (MCC) is taking strong measures to protect ourselves and our customers from the proliferation of counterfeit parts. MCC strongly encourages customers to purchase MCC parts either directly from MCC or from Authorized MCC Distributors who are listed by country on our web page cited below. Products customers buy either from MCC directly or from Authorized MCC Distributors are genuine parts, have full traceability, meet MCC's quality standards for handling and storage. **MCC will not provide any warranty coverage or other assistance for parts bought from Unauthorized Sources.** MCC is committed to combat this global problem and encourage our customers to do their part in stopping this practice by buying direct or from authorized distributors.