16mm Size Metal Shaft SP Rotary Potentiometers GPV16A Series



PV16A10B6
Solder Lug

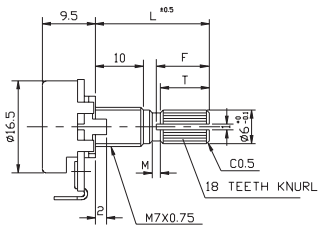

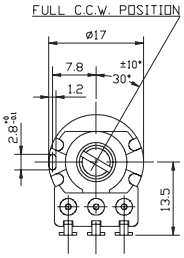





PV16A20
PC Board Horizontal

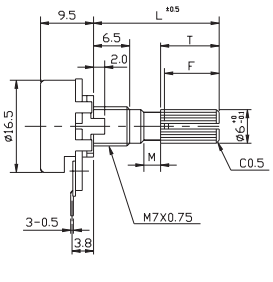

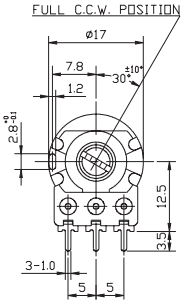



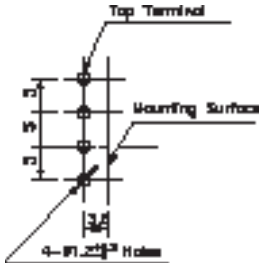



PV16A30
PC Board Vertical Front

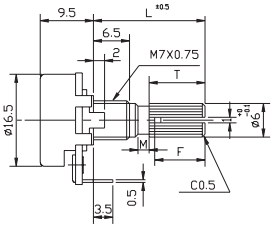

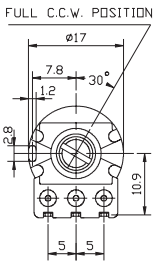

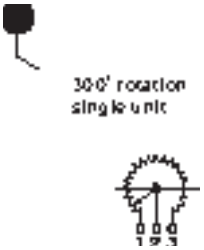

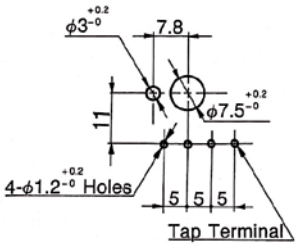



PV16A41
PC Board Vertical Back

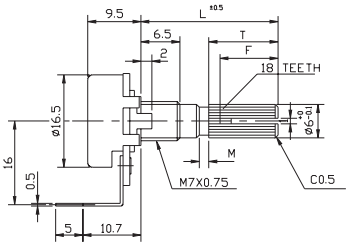

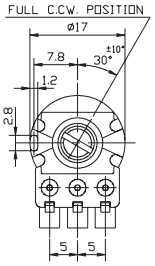



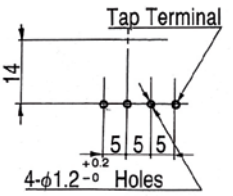

How to order:

GPV16A [1] [2] [3] [4] [5] [6] [7] [8] ...

[1] TYPE OF TERMINALS:
10 Solder Lug
20 PC Board Horizontal
30 PC Board Vertical Front
40 PC Board Vertical Back

[2] TYPE OF BUSHING:
N Standard

[3] LENGTH OF SHAFT (mm):
15 20 25 30

[4] TYPE OF SHAFT (see support page):
K K-Type
S S-Type
R R-Type
F F-Type

[5] AXIS ANGLE OF F-SHAFT:
_ _ ____ °

[6] RESISTANCE TAPER (see support page):
... ... (Texts)

[7] RESISTANCE VALUE (OHM)
5K 10K 20K 50K 100K
200K 500K 1M

[8] NUMBER OF CLICK
N None Click
C Center Click
11 11 Positions Click
21 21 Positions Click
41 41 Positions Click

SPECIAL REQUESTS:

PATTERN OF RESISTANCE CURVE
... ... (Texts)

MATERIALS & METHODS FOR MANUFACTURING SHAFT & BUSHING
... ... (Texts)

General Specifications:

MECHANICAL:
» Total Rotation Angle: 300°+/- 5°
» Rotation Torque: 20-200 gf.cm
» Shaft Stop Strength: 6Kgf.cm/Max.
» Click Torque: 100-400 gf.cm
» Pull-Push Strength: 100N Max.

ELECTRICAL:
» Rated Wattage: 0.125W for linear taper B
0.06W for other tapers
» Rated Voltage: 200V for linear taper B
150V for other tapers
» Insulation Resistance: More than 100MOhm at DC500V

Additional Informations for GPV16A & GPV16B Series

METAL SHIFT

K-TYPE

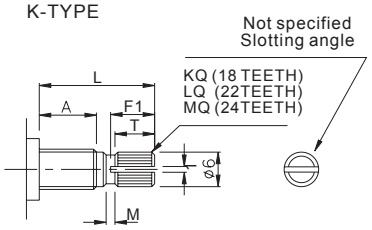

K-Type Metal Shift

S-TYPE

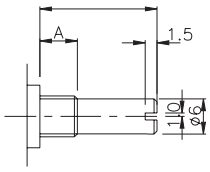

S-Type Metal Shift

R-TYPE

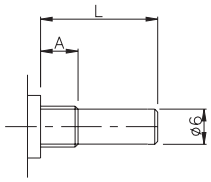

R-Type Metal Shift

F-TYPE

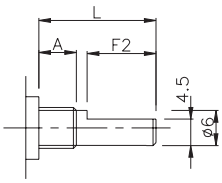

F-Type Metal Shift

A: 5 mm

Shaft Type	L	15	20	25	30
K	F1	6.5	11	14	14
	T	6	10	12	12
	M	1	2	4	4
F	F2	7	12	14	14
R, S	L	15	20	25	30

A: 6.5 mm

Shaft Type	L	15	20	25	30
K	F1	6.5	11	14	14
	T	6	10	12	12
	M	1	2	4	4
F	F2	7	12	14	14
R, S	L	15	20	25	30

NUT (M7x0.75)

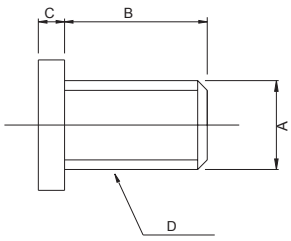

A = Ø 7 mm
B = 6.5 mm
C = 1.4 mm
D = M7 x 0.75

STANDARD RESISTANCE TAPER

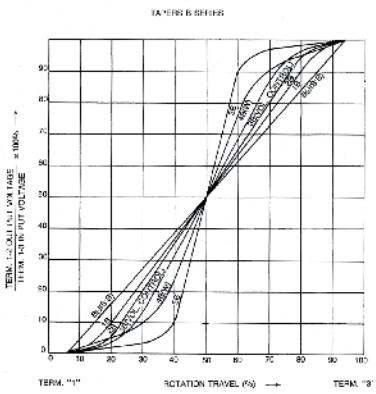

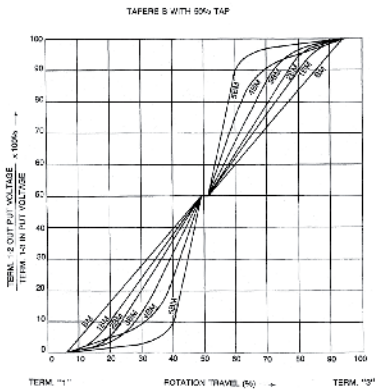

NUT (M7x0.75)

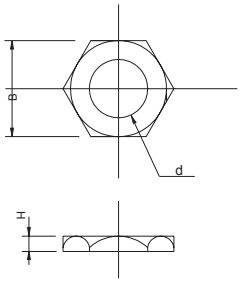

B = 10 mm
H = 1.8 mm

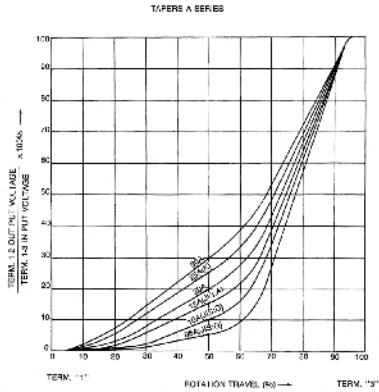

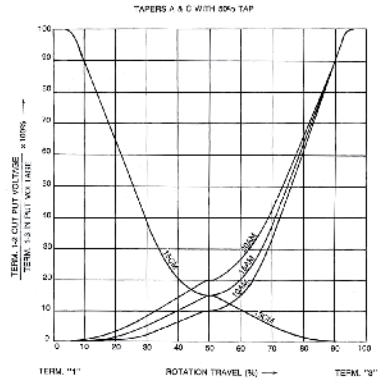

WASHER (M7)

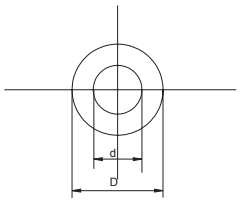

d = Ø 7.1 mm
D = Ø 12 mm
Thickness = 0.4 mm

