SURFACE MOUNT ZENER DIODES 0.5W , ± 2%

GLZJ-SERIES

RoHS Compliant Product

A suffix of "-C" specifies halogen-free

SPEC.	CLASS	V_Z (V)		I_Z	I_F	V_F (V)		V_R	I_R (μA)	Izt	Zzt (Ω)	Izk	Zzk (Ω)
		MIN	MAX	(mA)	(mA)	MIN	MAX	(V)	MAX	(mA)	MAX	(mA)	MAX
GLZJ2.0	A	1.88	2.10	5	100	0.2	1.0	0.5	120	5	100	0.5	1000
	B	2.02	2.20										
GLZJ2.2	A	2.12	2.30	5	100	0.2	1.0	0.7	100	5	100	0.5	1000
	B	2.22	2.41										
GLZJ2.4	A	2.33	2.52	5	100	0.2	1.0	1.0	120	5	100	0.5	1000
	B	2.43	2.63										
GLZJ2.7	A	2.54	2.75	5	100	0.2	1.0	1.0	100	5	110	0.5	1000
	B	2.69	2.91										
GLZJ3.0	A	2.85	3.07	5	100	0.2	1.0	1.0	50	5	120	0.5	1000
	B	3.01	3.22										
GLZJ3.3	A	3.16	3.38	5	100	0.2	1.0	1.0	20	5	120	0.5	1000
	B	3.32	3.53										
GLZJ3.6	A	3.46	3.69	5	100	0.2	1.0	1.0	10	5	100	1	1000
	B	3.60	3.84										
GLZJ3.9	A	3.74	4.01	5	100	0.2	1.0	1.0	5	5	100	1	1000
	B	3.89	4.16										
GLZJ4.3	A	4.04	4.29	5	100	0.2	1.0	1.0	5	5	100	1	1000
	B	4.17	4.43										
	C	4.30	4.57										
GLZJ4.7	A	4.44	4.68	5	100	0.2	1.0	1.0	5	5	90	1	900
	B	4.55	4.80										
	C	4.68	4.93										
GLZJ5.1	A	4.81	5.07	5	100	0.2	1.0	1.5	5	5	80	1	800
	B	4.94	5.20										
	C	5.09	5.37										
GLZJ5.6	A	5.28	5.55	5	100	0.2	1.0	2.5	5	5	60	1	500
	B	5.45	5.73										
	C	5.61	5.91										
GLZJ6.2	A	5.78	6.09	5	100	0.2	1.0	3.0	5	5	60	1	300
	B	5.96	6.27										
	C	6.12	6.44										
GLZJ6.8	A	6.29	6.63	5	100	0.2	1.0	3.5	2	5	20	0.5	150
	B	6.49	6.83										
	C	6.66	7.01										
GLZJ7.5	A	6.85	7.22	5	100	0.2	1.0	4.0	0.5	5	20	0.5	120
	B	7.07	7.45										
	C	7.29	7.67										
GLZJ8.2	A	7.53	7.92	5	100	0.2	1.0	5.0	0.5	5	20	0.5	120
	B	7.78	8.19										
	C	8.03	8.45										
GLZJ9.1	A	8.29	8.73	5	100	0.2	1.0	6.0	0.5	5	25	0.5	120
	B	8.57	9.01										
	C	8.83	9.30										
GLZJ10	A	9.12	9.59	5	100	0.2	1.0	7.0	0.2	5	30	0.5	120
	B	9.41	9.90										
	C	9.70	10.20										
	D	9.94	10.44										
GLZJ11	A	10.18	10.71	5	100	0.2	1.0	8.0	0.2	5	30	0.5	120
	B	10.50	11.05										
	C	10.82	11.38										

* Mini Melf Molded Glass.

SURFACE MOUNT ZENER DIODES 0.5W , ± 2%

GLZJ-SERIES

SPEC.	CLASS	V_Z (V)		I_Z	I_F	V_F (V)		V_R	I_R (μA)	Izt	Zzt (Ω)	Izk	Zzk (Ω)
		MIN	MAX	(mA)	(mA)	MIN	MAX	(V)	MAX	(mA)	MAX	(mA)	MAX
GLZJ12	A	11.13	11.71	5	100	0.2	1.0	9.0	0.2	5	30	0.5	110
	B	11.44	12.03										
	C	11.74	12.35										
GLZJ13	A	12.11	12.75	5	100	0.2	1.0	10.0	0.2	5	35	0.5	110
	B	12.55	13.21										
	C	12.99	13.66										
GLZJ15	A	13.44	14.13	5	100	0.2	1.0	11.0	0.2	5	40	0.5	110
	B	13.89	14.62										
	C	14.35	15.09										
GLZJ16	A	14.80	15.57	5	100	0.2	1.0	12.0	0.2	5	40	0.5	150
	B	15.25	16.04										
	C	15.69	16.51										
GLZJ18	A	16.22	17.06	5	100	0.2	1.0	13.0	0.2	5	45	0.5	150
	B	16.82	17.70										
	C	17.42	18.33										
GLZJ20	A	18.02	18.96	5	100	0.2	1.0	15.0	0.2	5	55	0.5	200
	B	18.63	19.59										
	C	19.23	20.22										
	D	19.72	20.72										
GLZJ22	A	20.15	21.20	5	100	0.2	1.0	17.0	0.2	5	30	0.5	200
	B	20.64	21.71										
	C	21.08	22.17										
	D	21.52	22.63										
GLZJ24	A	22.05	23.18	5	100	0.2	1.0	19.0	0.2	5	35	0.5	200
	B	22.61	23.77										
	C	23.12	24.31										
	D	23.63	24.85										
GLZJ27	A	24.26	25.52	5	100	0.2	1.0	21.0	0.2	5	45	0.5	250
	B	24.97	26.26										
	C	25.63	26.95										
	D	26.29	27.64										
GLZJ30	A	26.99	28.39	5	100	0.2	1.0	23.0	0.2	5	55	0.5	250
	B	27.70	29.13										
	C	28.36	29.82										
	D	29.02	30.51										
GLZJ33	A	29.68	31.22	5	100	0.2	1.0	25.0	0.2	5	65	0.5	250
	B	30.32	31.88										
	C	30.90	32.50										
	D	31.49	33.11										
GLZJ36	A	32.14	33.79	5	100	0.2	1.0	27.0	0.2	5	75	0.5	250
	B	32.79	34.49										
	C	33.40	35.13										
	D	34.01	35.77										
GLZJ39	A	34.68	36.47	5	100	0.2	1.0	30.0	0.2	5	85	0.5	250
	B	35.36	37.19										
	C	36.00	37.85										
	D	36.63	38.52										
GLZJ43		40.00	45.00	5	100	0.2	1.0	33.0	0.2	5	90		
GLZJ47		44.00	49.00	5	100	0.2	1.0	36.0	0.2	5	90		
GLZJ51		48.00	54.00	5	100	0.2	1.0	39.0	0.2	5	110		
GLZJ56		53.00	60.00	5	100	0.2	1.0	43.0	0.2	5	110		

* Mini Melf Molded Glass.

SURFACE MOUNT ZENER DIODES

GLZJ-SERIES

Absolute Maximum Ratings

	Symbol	Value	Unit
Zener Current see Table "Characteristics"			
Power Dissipation at Tamb=25°C	Ptot	500*	mW
Junction Temperature	Tj	175	°C
Storage Temperature Range	Ts	-65 to +175	°C
*Valid provided that leads at a distance of 10mm from case are kept at ambient temperature			

Cases:Mini Melf Molded Glass

Characteristic at Tamb=25°C

	Symbol	Min.	Typ.	Max.	Unit
Thermal Resistance Junction to Ambient Air	RthA	-	-	0.3*	K/mW
Forward Voltage at I_F=100mA	V_F	-	-	1	V
*Valid provided that leads at a distance of 10mm from case are kept at ambient temperature					

Breakdown Characteristics

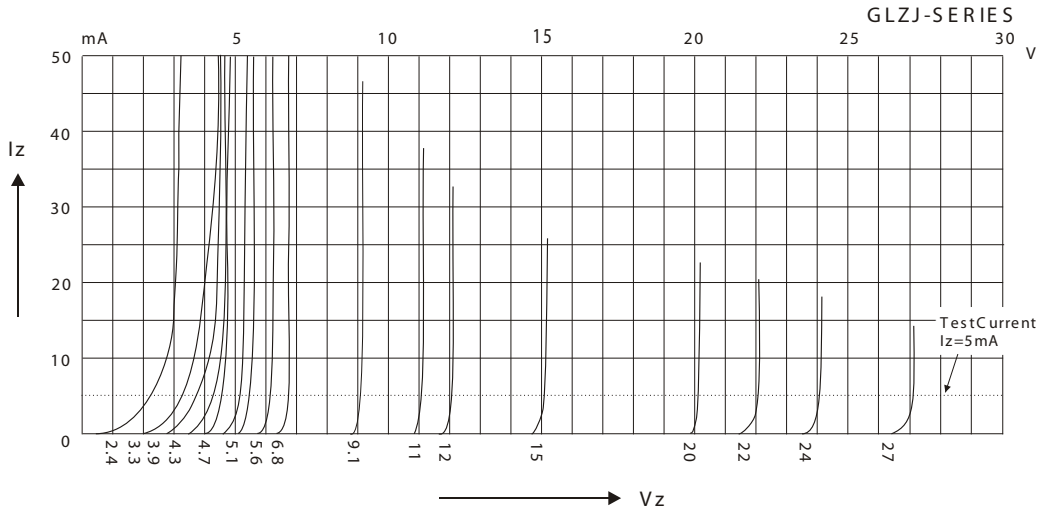

Changes in the power dissipation due to the ambient temperature

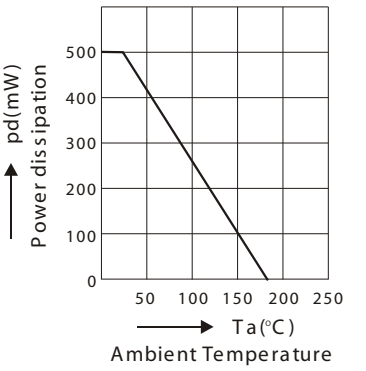

Mechanical Data

Items	Materials	
Package	Mini MELF	
Case	Hermeticall sealed glass	
Lead Finish	Solder Plating	
Packaging Dimensions (mm)		
Symbol	Min	Max
A	3.302	3.505
B	1.397	1.499
C	0.350	0.500

MINI MELF

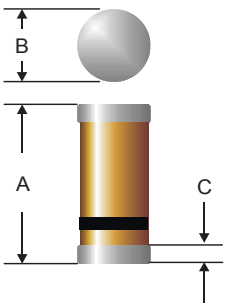

Dimensions in mm