

MAIN FEATURE

1. Small size with capacity up to 10A.
2. Dielectric Strength up to 3,000VAC.
3. Surge Strength up to 10,000V.
4. UL Class F insulation available.
5. Halogen Free series available.
6. Comply with RoHS and REACH regulations.

CONTACT RATING

Load Type	GJ (DM/LM/DB/LB)	GJ (D)
Rated Load (Resistive)	10A 120VAC	6A 125VAC
	5A 250VAC	3A 250VAC
	10A 30VDC	6A 30VDC
Contact capacity	TV-5 120VAC	-
Max. Allowable Voltage	AC 250V	AC 250V
	DC 30V	DC 30V
Max. Allowable Current	10A	6A
Max. Allowable Power Force	1,250VA	750VA
	300W	180W
Contact Material	Ag Alloy	Ag Alloy
Contact Form	SPST	SPDT

APPLICATION

Domestic Appliances, Office Machines, Audio Equipment, Car Use…etc.

PERFORMANCE (AT INITIAL VALUE)

- Contact Resistance ..... 100 mΩ Max.@1A,6VDC
- Operate Time ..... 10 mSec. Max.
- Release Time ..... 4 mSec. Max.
- Dielectric Strength:
  Between Coil & Contact
  GJ-D 2,500VAC
  GJ-DM(LM) ..... 3,000VAC at 50/60 Hz for one minute
  Between Contacts ..... 1,000VAC at 50/60 Hz for one minute
- Surge Strength ..... 10,000V (between coil & contact 1.2x50μSec.)
- Insulation Resistance ..... 100 MegaΩ Min. at 500VDC
- Max. On/Off Switching:
  Electrical ..... 6 Cycles per Minute
  Mechanical ..... 300 Cycles per Minute
- Temperature Range ..... -30～105°C
- Humidity Range ..... 45～+85% RH.
- Coil Temperature Rise ..... 40°C Max.(D Type)
  35°C Max.(L Type)
- Vibration:
  Destruction ..... 10 to 55 to 10 Hz,0.75 mm single amplitude (1.5mm double amplitude)
  Malfunction ..... 10 to 55 to 10 Hz,0.75 mm single amplitude (1.5mm double amplitude)
- Shock:
  Destruction ..... 1,000 m/S^2
  Malfunction ..... 100 m/S^2
- Life Expectancy:
  Mechanical ..... 10^7 Operations at No Load condition
  Electrical ..... 10^5 Operations at Rated Resistive Load
- Weight ..... about 5.4 g.

SAFETY STANDARD & FILE NUMBER

- GJ-DM/LM Type:
  UL & C-UL E141060
  TÜV R9754184
- GJ-D Type:
  UL & C-UL E141060
  TÜV R50018123

COIL SPECIFICATION (AT 20°C)

Coil Sensitivity	Nominal Voltage (VDC)	Nominal Current (mA)	Coil Resistance (Ω±10%)	Power Consumption (W)	Pull-In Voltage (VDC)	Drop-Out Voltage (VDC)	Maximum Allowable Voltage (VDC)
GJ-D GJ-DM GJ-DB	3	150	20	Abt. 0.45	75% Maximum	5% Minimum	120%
	5	91	55				
	6	75	80				
	9	50	180				
	12	37.5	320				
	24	18.8	1,280				
GJ-LM GJ-LB	3	67	45	Abt. 0.2			
	5	40	125				
	6	33.3	180				
	9	22.5	400				
	12	16.7	720				
	24	8.3	2,880				

ORDERING INFORMATION

GJ - SS - 1 12 D M F

Insulation System:	**Nil:** Standard Class **F:** Class F
Contact Form:	**Nil:** One Form C **M:** One Form A **B:** One Form B
Coil Sensitivity:	**D:** Standard DC **L:** High DC
Coil Voltage:	**03:** 3V, **05:** 5V, **06:** 6V, **09:** 9V, **12:** 12V, **24:** 24V
Number of Pole:	**1:** One Pole
Type of Sealing:	**SS:** RT II Flux Proofed **SH:** RT III Wash Tight
Type:	**GJ**

CLASSIFICATION

Model	GJ				
Coil Sensitivity	Standard DC Coil			High DC Coil	
Contact Form	1C	1A	1B	1A	1B
Flux Proofed	GJ -SS-1□□D	GJ -SS-1□□DM	GJ -SS-1□□DB	GJ -SS-1□□LM	GJ -SS-1□□LB
Wash Tight	GJ -SH-1□□D	GJ -SH-1□□DM	GJ -SH-1□□DB	GJ -SH-1□□LM	GJ -SH-1□□LB

DIMENSION (≤ 5mm ± 0.2mm, > 5mm ± 0.3mm, the tolerance of PCB thru hole: +0.1mm)

GJ-DM/LM

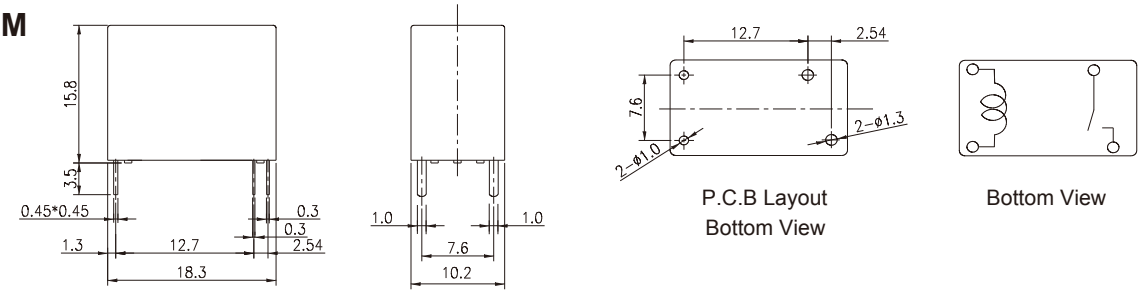

GJ-D

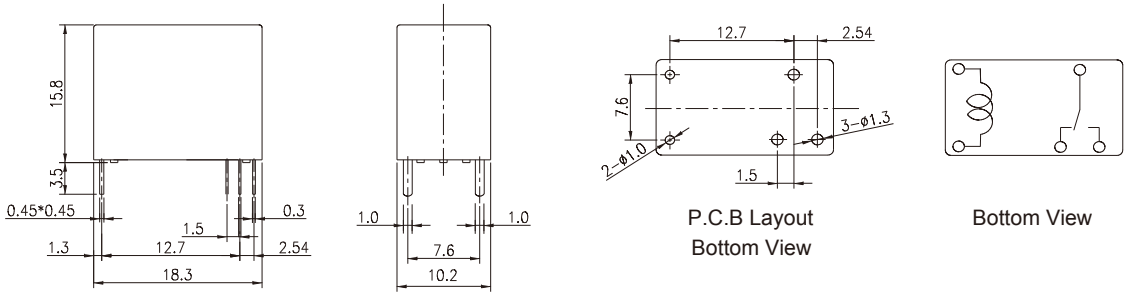

V.01EZ