

UL62368-1 UL62368-1 AS/ZNS60950-1 GB4943.1 TPTC004

ECO Household Automate Industrial Security Network Telecom

Features

- Interchangeable AC plugs (plug kit sold sperately)
- Universal AC input / Full range
- No load power consumption< 0.075W
- **Energy efficiency Level** VI
- Comply with EISA 2007/DoE, EU ErP and meet CoC version 5
- Class II power (without earth pin)
- Protections: Short circuit / Overload / Over voltage
- Pass LPS
- -30 ~ +70℃ wide range working temperature
- Fully enclosed plastic case
- LED indicator for power on
- 2 years warranty

Applications

- Consumer electronic devices
- Telecommunication devices
- Office facilities
- Industrial equipments

Description

GE40 is a highly reliable, 40W wall-mounted style single-output green adaptor series, which is compact and convenient for carry. This product is equipped with an interchangeable AC plug (4 types, including European type, USA type, U.K. type and Australian type) that makes it very suitable for businessmen to use in the major countries around the globe. GE40 is a class II power unit (without FG), accepting the input range from 90VAC to 264VAC that it can satisfy the demands for various types of electrical devices.

With the working efficiency up to 89% and the extremely low no-load power consumption below 0.075W, GE40 is compliant with the latest USA energy regulation EISA 2007/DoE(Level VI) and EU ErP. The supreme feature allows the adaptor to save the energy when it is under either the operating mode or the standby mode. The entire series is approved for international safety regulations; moreover, it adopts the 94V-0 flame retardant plastic case that it can effectively prevent users from electric hazard.

Model Encoding

GE40I 12 -P1J

- DC plug type: P1J: Plug for standard model, 2.1φ×5.5φ×11mm, C+ tuning fork type; Other options available by customer requested (see Page 4~5)
- Output voltage
- Interchangeable AC plugs
- Rated wattage
- Series name

Interchangeable AC plug specifically for GE series

TYPE					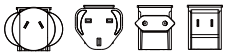
	Australian type	U.K type	European type	US type	Mix four type
ORDER NO.	AC plug-AU3 (for GE40 only)	AC plug-UK (for GE12/18/24/30/40)	AC plug-EU (for GE12/18/24/30/40)	AC plug-US (for GE12/18/24/30/40)	AC plug-MIX3 (for GE40 only)

Note: Please be aware that Australian type AC plug of GE40 Series CANNOT be used on GE12-GE30 series. However, UK, European, and US type AC plug doesn't have such concern. Order NO. of Mix four type to GE40 is AC plug-MIX3, please DO NOT order AC plug-MIX.

SPECIFICATION

POWER SUPPLY MAIN BODY ORDER NO.		GE40I05-P1J	GE40I07-P1J	GE40I09-P1J	GE40I12-P1J	GE40I15-P1J	GE40I18-P1J	GE40I24-P1J	GE40I36-P1J	GE40I48-P1J
OUTPUT	SAFETY MODEL NO.	GE40I05	GE40I07	GE40I09	GE40I12	GE40I15	GE40I18	GE40I24	GE40I36	GE40I48
	DC VOLTAGE Note.2	5V	7.5V	9V	12V	15V	18V	24V	36V	48V
	RATED CURRENT	4A	2.66A	3.3A	3.3A	2.7A	2.2A	1.67A	1.11A	0.83A
	CURRENT RANGE	0 ~ 4A	0 ~ 2.66A	0 ~ 3.3A	0 ~ 3.3A	0 ~ 2.7A	0 ~ 2.2A	0 ~ 1.67A	0 ~ 1.11A	0 ~ 0.83A
	RATED POWER (max.)	20W	20W	29.7W	39.6W	40.5W	39.6W	40W	40W	40W
	RIPPLE & NOISE (max.) Note.3	100mVp-p	100mVp-p	100mVp-p	120mVp-p	150mVp-p	180mVp-p	240mVp-p	300mVp-p	300mVp-p
	VOLTAGE TOLERANCE Note.4	±3.0%	±3.0%	±3.0%	±3.0%	±3.0%	±3.0%	±3.0%	±3.0%	±3.0%
	LINE REGULATION Note.5	±1.0%	±1.0%	±1.0%	±1.0%	±1.0%	±1.0%	±1.0%	±1.0%	±1.0%
	LOAD REGULATION Note.6	±3.0%	±3.0%	±3.0%	±3.0%	±3.0%	±3.0%	±3.0%	±3.0%	±3.0%
	SETUP, RISE, HOLD UP TIME	3000ms, 40ms, 12ms / 230VAC 3000ms, 40ms, 12ms / 115VAC at full load								
INPUT	VOLTAGE RANGE Note.7	90 ~ 264VAC 135 ~ 370VDC								
	FREQUENCY RANGE	47 ~ 63Hz								
	EFFICIENCY (Typ.)	81%	85%	86%	87%	87%	88%	88%	89%	89%
	AC CURRENT	1A / 100VAC 0.5A / 230VAC								
	INRUSH CURRENT (max.)	COLD START 35A / 100VAC 70A / 230VAC								
	LEAKAGE CURRENT (max.)	0.25mA / 240VAC								
PROTECTION	OVERLOAD	110% ~ 200% rated output power								
		Protection type : Hiccup mode, recovers automatically after fault condition is removed								
	OVER VOLTAGE	115% ~ 135% rated output voltage								
		Protection type : Clamp by zener diode								
ENVIRONMENT	WORKING TEMP.	-30 ~ +70℃ (Refer to "Derating Curve")								
	WORKING HUMIDITY	20% ~ 90% RH non-condensing								
	STORAGE TEMP., HUMIDITY	-20 ~ +85℃, 10 ~ 95% RH								
	TEMP. COEFFICIENT	±0.03% / ℃ (0 ~ 40℃)								
	VIBRATION	10 ~ 500Hz, 2G 10min./1cycle, period for 60min. each along X, Y, Z axes								
SAFETY & EMC (Note. 8)	SAFETY STANDARDS	UL62368-1, CSA C22.2, TUV EN62368-1, AS/NZS 60950.1, CCC GB4943.1, EAC TP TC 004 approved								
	WITHSTAND VOLTAGE	I/P-O/P:4242VDC								
	ISOLATION RESISTANCE	I/P-O/P:100M Ohms / 500VDC / 25℃ / 70% RH								
	EMC EMISSION	Parameter	Standard	Test Level / Note						
		Conducted emission	EN55032(CISPR32)	Class B						
		Radiated emission	EN55032(CISPR32)	Class B						
		Harmonic current	EN61000-3-2	Class A						
		Voltage flicker	EN61000-3-3	-------						
	EMC IMMUNITY	Parameter	Standard	Test Level /Note						
		ESD	EN61000-4-2	Level 3, 8KV air; Level 2, 4KV contact						
		RF field susceptibility	EN61000-4-3	Level 2, 3V/m						
		EFT bursts	EN61000-4-4	Level 2, 1KV						
		Surge susceptibility	EN61000-4-5	Level 3, 1KV/L-N						
		Conducted susceptibility	EN61000-4-6	Level 2, 3V						
		Magnetic field immunity	EN61000-4-8	Level 1, 1A/m						
		Voltage dips , interruption	EN61000-4-11	＞95% dip 0. 5 periods, 30% dip 25 periods, ＞95% interruptions 250 periods						
OTHERS	LIFE	2 years : 100% load 40℃, 8 hours / day								
	MTBF	100Khrs min. MIL-HDBK-217F (25℃)								
	DIMENSION	94*48.4*40mm (L*W*H)								
	PACKING	200g ; 50pcs / 12kg / CARTON								
DC OUTPUT CONNECTOR	PLUG	See page 4~5 ; Other type available by customer requested								
	CABLE	See page 4~5 ; Other type available by customer requested								

NOTE

1.All parameters are specified at 230VAC input, rated load, 25℃ 70% RH ambient.
2.DC voltage: The output voltage set at point measure by plug terminal & 50% load.
3.Ripple & noise are measured at 20MHz by using a 12" twisted pair terminated with a 0.1uf & 47uf capacitor.
4.Tolerance: includes set up tolerance, line regulation, load regulation.
5.Line regulation is measured from low line to high line at rated load.
6.Load regulation is measured from 10% to 100% rated load
7.Derating may be needed under low input voltage. Please check the derating curve for more details.
8.The power supply is considered as an independent unit, but the final equipment still need to re-confirm that the whole system complies with the EMC directives. For guidance on how to perform these EMC tests, please refer to “EMI testing of component power supplies.” (as available on http://www.meanwell.com)
9.Main body unit and AC inlet plug should be ordered separately ; it needs to be used along with any of the AC inlet plug.
10.Please be aware that Australian type AC plug of GE40 Series CANNOT be used on GE12-GE30 series. However, UK, European, and US type AC plug doesn't have such concern. Order no. of Mix four type to GE40 is AC plug-MIX3, please DO NOT order AC plug-MIX.

■ Derating Curve

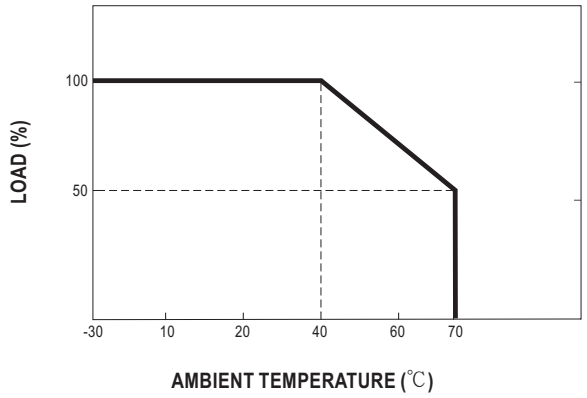

■ Static Characteristics

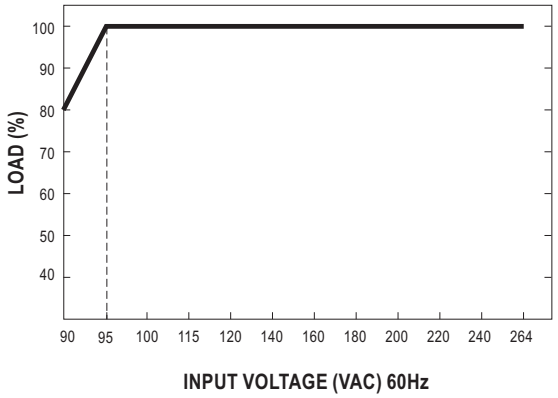

■ Mechanical Specification

Unit:mm

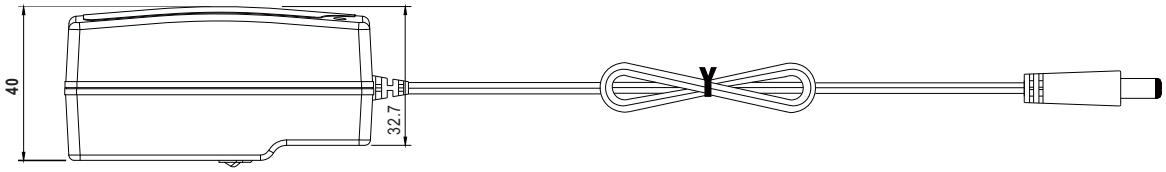

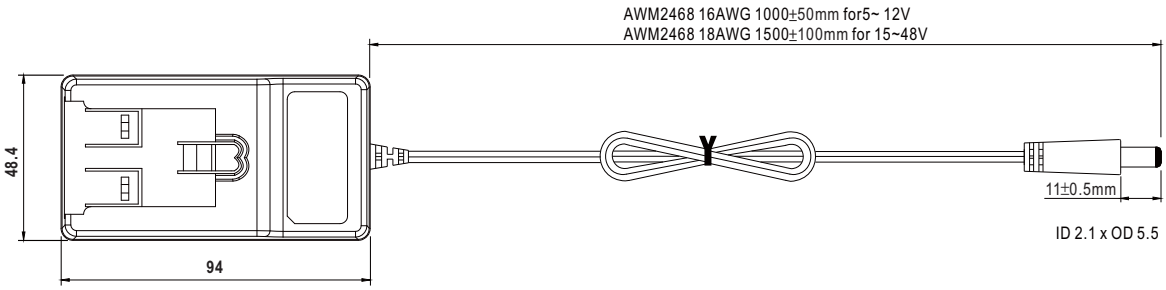

■ DC output plug

◎ Standard plug: P1J

Unit:mm

P1J	Pin Assignment
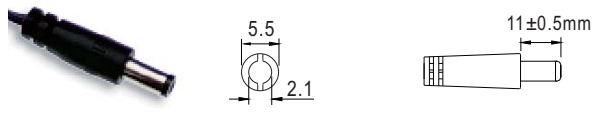	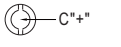
	

◎ Optional DC plug:

Tuning Fork Style		Type No.	A	B	C
			OD	ID	L
	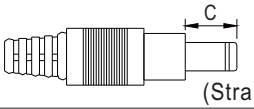 (Straight)	P1I	5.5	2.1	9.5
		P1L	5.5	2.5	9.5
		P1M	5.5	2.5	11.0
	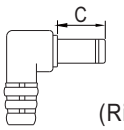 (Right-angled)	P1IR	5.5	2.1	9.5
		P1JR	5.5	2.1	11.0
		P1LR	5.5	2.5	9.5
		P1MR	5.5	2.5	11.0
Barrel Style		**Type No.**	**A**	**B**	**C**
			OD	ID	L
	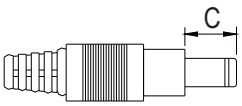 (Straight)	P2I	5.5	2.1	9.5
		P2J	5.5	2.1	11.0
		P2L	5.5	2.5	9.5
		P2M	5.5	2.5	11.0
	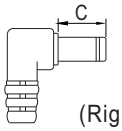 (Right-angled)	P2IR	5.5	2.1	9.5
		P2JR	5.5	2.1	11.0
		P2LR	5.5	2.5	9.5
		P2MR	5.5	2.5	11.0
Lock Style		**Type No.**	**A**	**B**	**C**
			OD	ID	L
	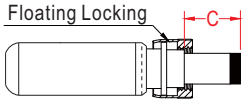 SWITCHCRAFT original or equivalent	P2S(S761K)	5.53	2.03	12.06
		P2K(761K)	5.53	2.54	12.06
		P2C(S760K)	5.53	2.03	9.52
		P2D(760K)	5.53	2.54	9.52
Min. Pin Style		**Type No.**	**A**	**B**	**C**
			OD	ID	L
	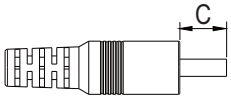 EIAJ equivalent	P3A	2.35	0.7	11.0
		P3B	4.0	1.7	11.0
		P3C	4.75	1.7	11.0
Min. DIN 3 Pin with Lock (male)		**Type No.**	**Pin Assignment**		
			PIN No.	Output	
	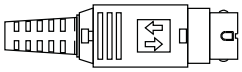 KYCON KPPX-3P equivalent	R6B	1	+Vo	
			2	-Vo	
			3	+Vo	

Min. DIN 4 Pin with Lock (male)	Type No.	Pin Assignment	
		PIN No.	Output
 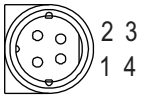 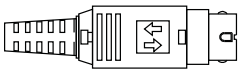 KYCON KPPX-4P equivalent	R7B	1	+Vo
		2	-Vo
		3	-Vo
		4	+Vo

Stripped and tinned leads	Type No.	Pin Assignment	
		PIN No.	Output
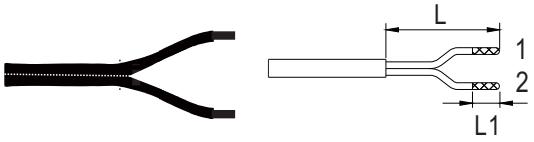 Length of Land L1 by request (MW's standard length, L: 25 mm, L1: 10 mm)	by customer	1 (Ribbed)	+Vo
		2 (Letter)	-Vo

■ Installation Manual

Please refer to : http://www.meanwell.com/manual.html