SIYU® GBP201G - GBP207G

单向硅整流桥堆
反向电压 50 ~ 1000 V
正向电流 2.0 A

Single phase Silicon Bridge Rectifiers
Reverse Voltage 50 ~ 1000 V
Forward Current 2.0 A

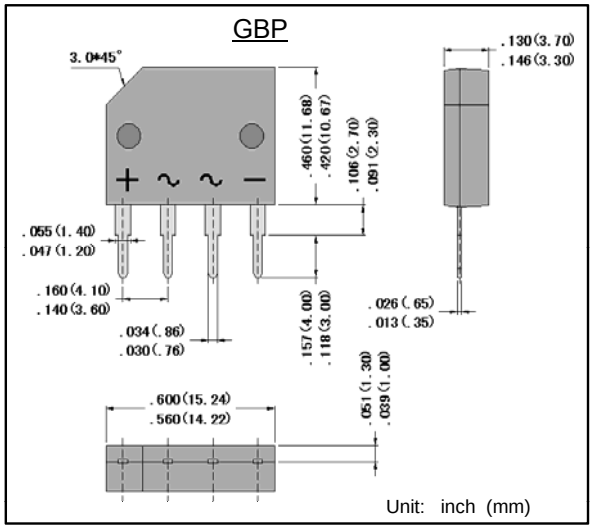

特征 Features

- 反向漏电流低 Low reverse leakage
- 正向浪涌承受能力强 High forward surge capability
- 高信赖性 High reliability
- 玻璃钝化芯片 Glass passivated chip
- 引线和管体皆符合RoHS标准
  Lead and body according with RoHS standard
- 型号后缀"-F"标记无卤素产品
  Green compound with suffix "-F" on Marking

机械数据 Mechanical Data

- 封装外形:GBP 塑封 Case:GBP Molded plastic
- 环氧树脂：UL易燃等级：94V-0
  Epoxy: UL 94V-0 rate flame retardant
- 引脚：镀锡,无铅 Lead: Pure tin plated, lead free
- 安装位置: 任意 Mounting Position: Any

最大值和特性 TA = 25℃ 除非另有规定。

Maximum Ratings & Characteristics Ratings at 25℃ ambient temperature unless otherwise specified.

参数 Parameter	符号 Symbols	GBP 201G	GBP 202G	GBP 203G	GBP 204G	GBP 205G	GBP 206G	GBP 207G	单位 Unit
最大可重复峰值反向电压 Maximum repetitive peak reverse voltage	V_{RRM}	50	100	200	400	600	800	1000	V
最大均方根电压 Maximum RMS voltage	V_{RMS}	35	70	140	280	420	560	700	V
最大直流阻断电压 Maximum DC blocking voltage	V_{DC}	50	100	200	400	600	800	1000	V
最大正向平均整流电流 Maximum average forward rectified current	$I_{F(AV)}$	2.0							A
正向不重复浪涌电流 10 ms单一正弦半波 Non-repetitive peak forward surge current 10 ms singlehalf sine-wave	I_{FSM}	60							A
最大正向电压 @IF=2.0A Maximum forward voltage	V_F	1.1							V
熔断系数 t≤ 10 ms Current squared time t≤ 10 ms	I^2t	15							A^2S
最大反向电流 @V_{DC} Maximum reverse current	I_R	5							μA
典型热阻 Typical thermal resistance (Note 1、2)	$R_{\theta JL}$	8							℃/W
	$R_{\theta JA}$	25							
工作结温和存储温度 Operating junction and storage temperature range	Tj, TSTG	-55 --- +150							℃

备注 Note:

1) 安装在PCB板上，从PN结到引脚的热阻。

1) Thermal resistance from junction to lead , PCB mounted.

2) 安装在PCB板上，从PN结到环境的热阻。

2) Thermal resistance from junction to ambient , PCB mounted.

特性曲线 Characteristic Curves

正向特性曲线（典型值）

TYPICAL FORWARD CHARACTERISTIC

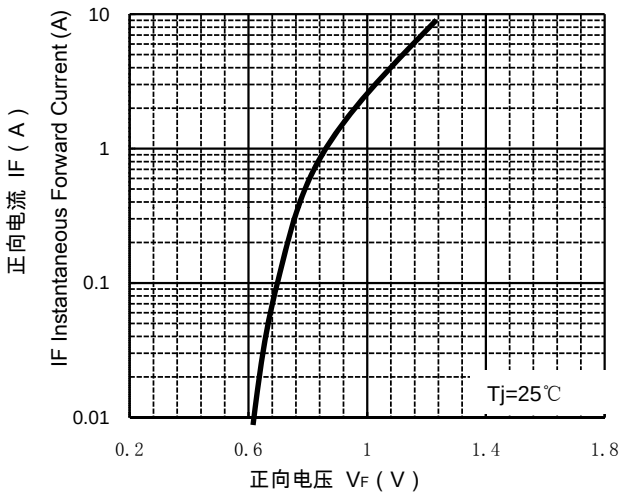

VF Instantaneous Forward Voltage (V)

正向电流降额曲线

FORWARD CURRENT DERATING CURVE

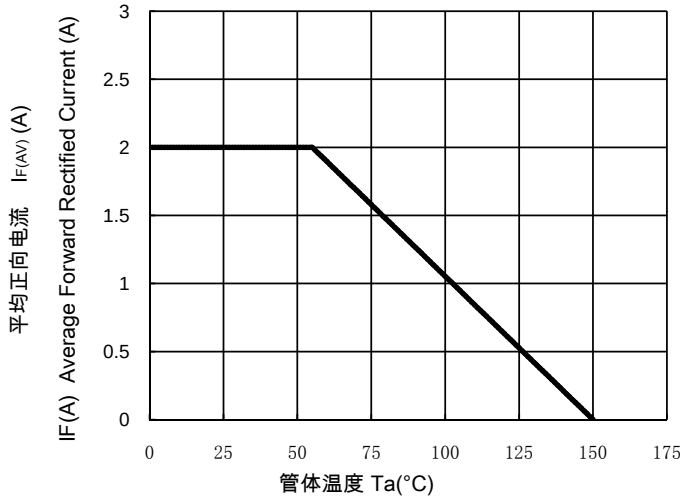

Tamb, ambient temperature (°C)

浪涌特性曲线（最大值）

MAXIMUM NON REPETITIVE

PEAK FORWARD SURGE CURRENT

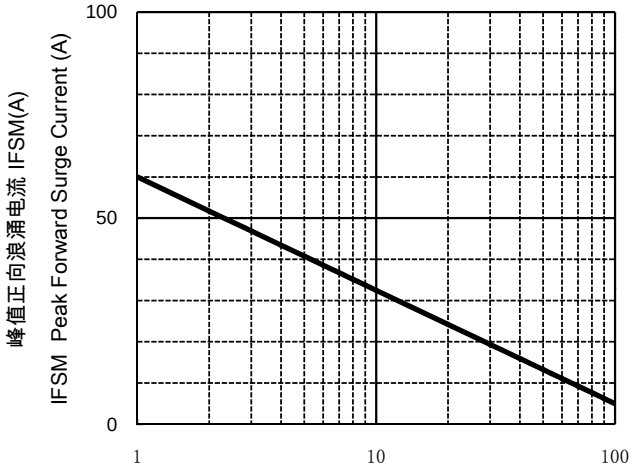

Number of Cycles at 50 Hz.

反向特性曲线

Typical Reverse Characteristics

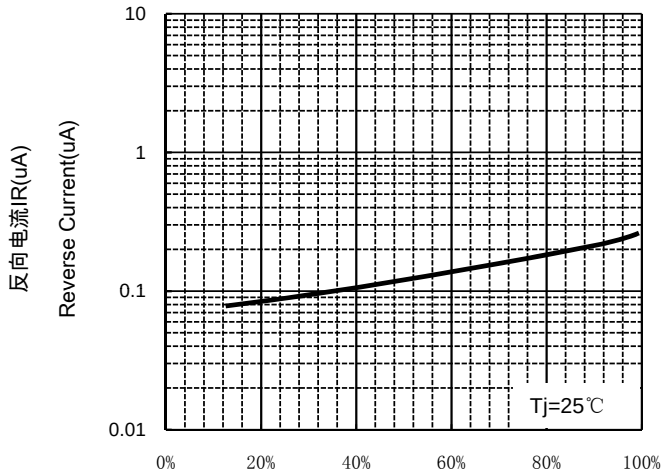

Percent Of Rated Peak Reverse voltage %