DATA SHEET

NEC
ELECTRON DEVICE

SILICON TRANSISTOR
GA1A4M

MEDIUM SPEED SWITCHING
RESISTOR BUILT-IN TYPE NPN TRANSISTOR

PACKAGE DIMENSIONS
in millimeters

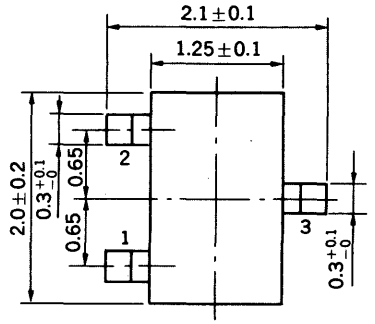

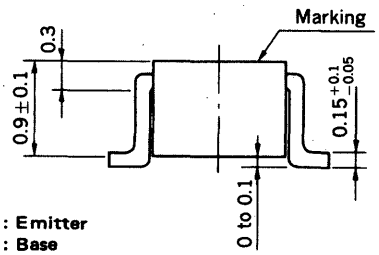

1 : Emitter
2 : Base
3 : Collector

Marking: L33

FEATURES

- Resistors Built-in TYPE

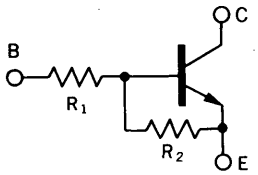

R_1 = 10 kΩ
R_2 = 10 kΩ

- Complementary to GN1A4M

ABSOLUTE MAXIMUM RATINGS

Maximum Voltages and Currents (T_a = 25 °C)			
Collector to Base Voltage	V_{CBO}	60	V
Collector to Emitter Voltage	V_{CEO}	50	V
Emitter to Base Voltage	V_{EBO}	10	V
Collector Current (DC)	I_C	100	mA
Collector Current (Pulse)	I_C	200	mA
Maximum Power Dissipation			
Total Power Dissipation at 25 °C Ambient Temperature	P_T	150	mW
Maximum Temperatures			
Junction Temperature	T_j	150	°C
Storage Temperature Range	T_{stg}	−55 to +150	°C

ELECTRICAL CHARACTERISTICS (T_a = 25 °C)

CHARACTERISTIC	SYMBOL	MIN.	TYP.	MAX.	UNIT	TEST CONDITIONS
Collector Cutoff Current	I_{CBO}			100	nA	V_{CB} = 50 V, I_E = 0
DC Current Gain	h_{FE1}*	35	62	100		V_{CE} = 5.0 V, I_C = 5.0 mA
DC Current Gain	h_{FE2}*	80	230			V_{CE} = 5.0 V, I_C = 50 mA
Collector Saturation Voltage	$V_{CE(sat)}$*		0.05	0.2	V	I_C = 5.0 mA, I_B = 0.25 mA
Low-Level Input Voltage	V_{IL}*		1.08	0.8	V	V_{CE} = 5.0 V, I_C = 100 μA
High-Level Input Voltage	V_{IH}*	3.0	1.4		V	V_{CE} = 0.2 V, I_C = 5.0 mA
Input Resistor	R_1	7.0	10	13	kΩ	
Resistor Ratio	R_1/R_2	0.9	1.0	1.1		
Turn-on Time	t_{on}		0.06	0.2	μs	V_{CC} = 5 V, V_{in} = 5 V R_L = 1 kΩ PW = 2 μs, Duty Cycle ≦ 2 %
Storage Time	t_{stg}		2.0	5.0	μs	
Turn-off Time	t_{off}		2.15	6.0	μs	

* Pulsed: PW ≦ 350 μs, Duty Cycle ≦ 2 %

NEC cannot assume any responsibility for any circuits shown or represent that they are free from patent infringement.

© NEC Corporation 1988

TYPICAL CHARACTERISTICS (T_a = 25 °C)

TOTAL POWER DISSIPATION vs. AMBIENT TEMPERATURE

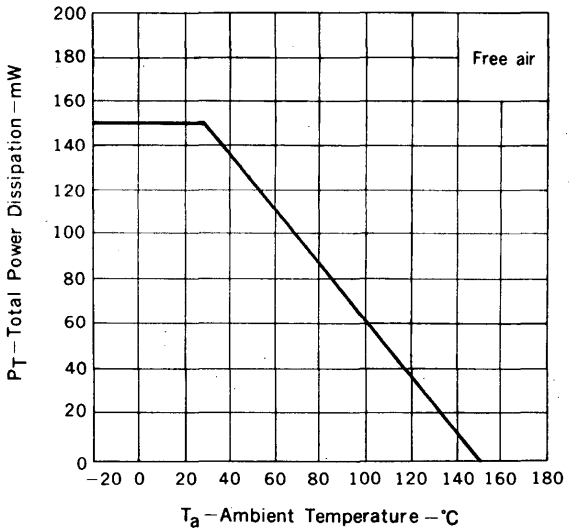

COLLECTOR CURRENT vs. COLLECTOR TO EMITTER VOLTAGE

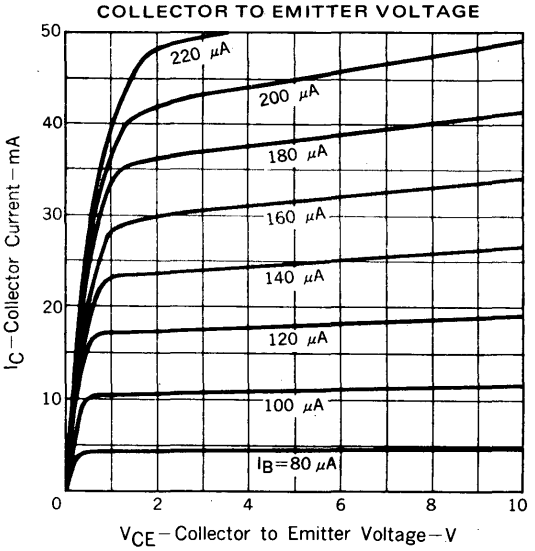

COLLECTOR TO EMITTER VOLTAGE vs. COLLECTOR CURRENT

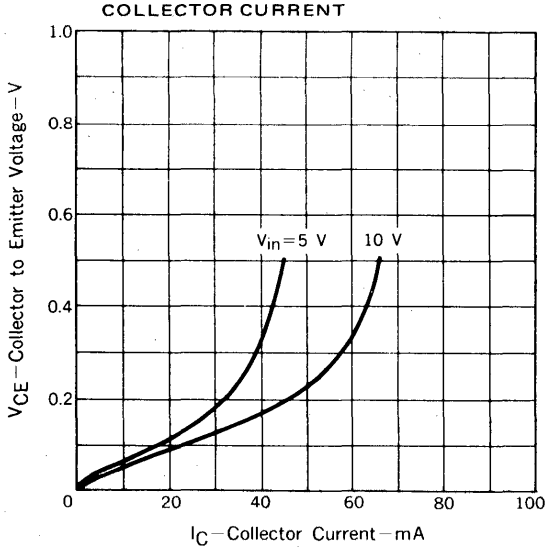

DC CURRENT GAIN vs. COLLECTOR CURRENT

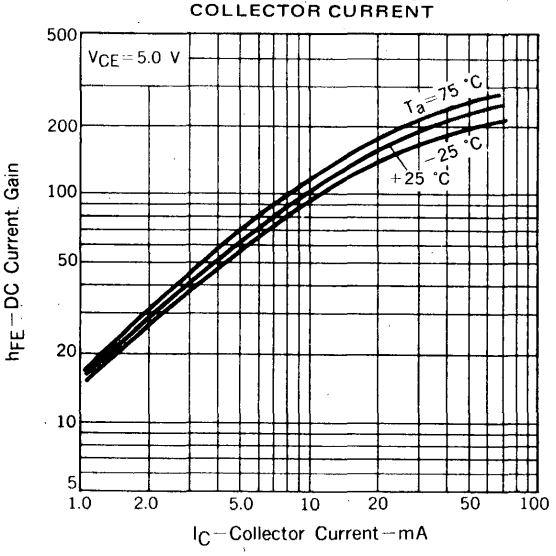

COLLECTOR SATURATION VOLTAGE vs. COLLECTOR CURRENT

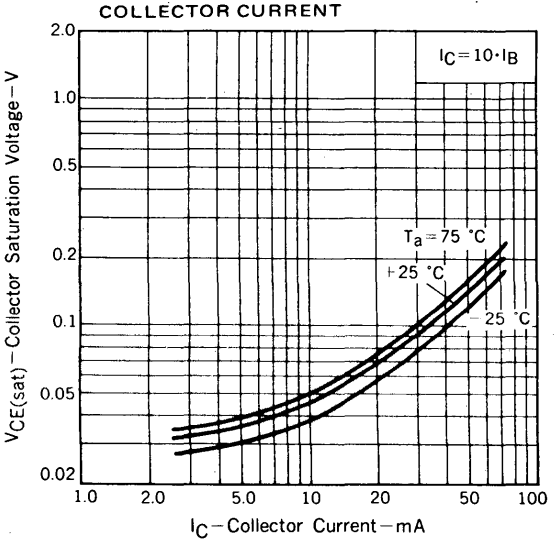

INPUT VOLTAGE vs. COLLECTOR CURRENT

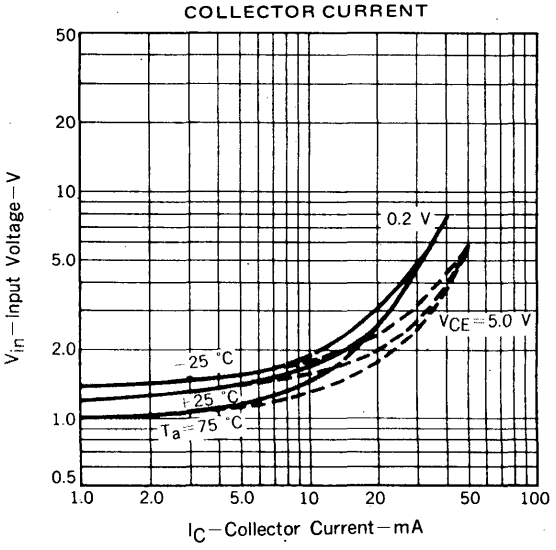

COLLECTOR CURRENT vs.
INPUT VOLTAGE

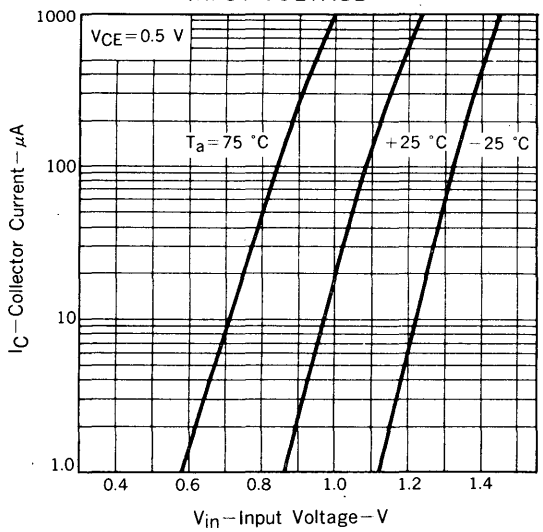

RESISTOR vs.
AMBIENT TEMPERATURE

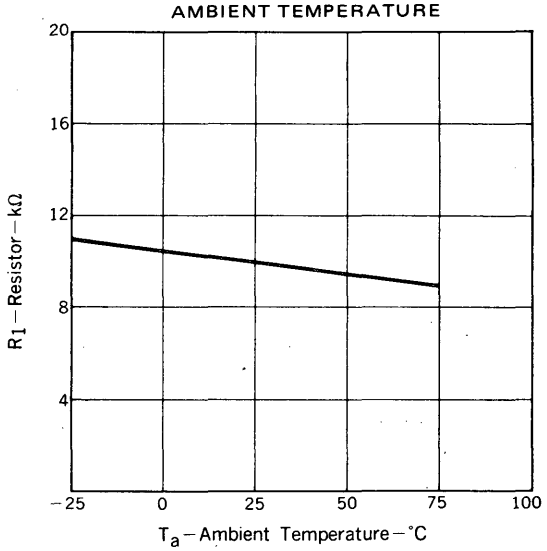

SWITCHING TIME vs.
COLLECTOR CURRENT

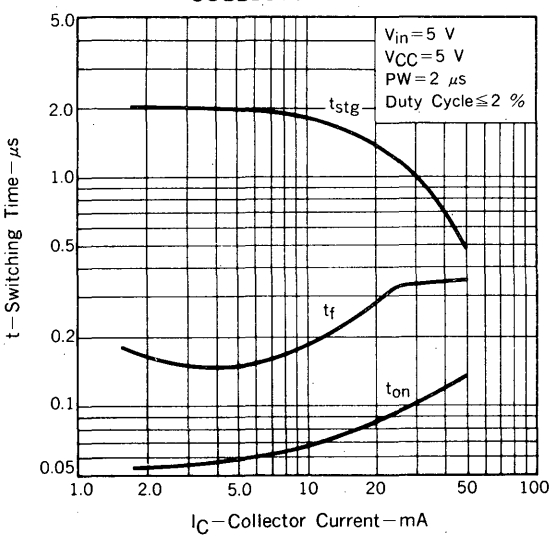

TC-2160
April 1988M
Printed in Japan