AC Input Unit
G32A-B

CSM_G32A-B_DS_E_1_2

Refer to *Safety Precautions for All Solid State Relays*.

AC Input Unit Enabling AC Operation

- Connects to a maximum of two G3PA-VD Relays.



For the most recent information on models that have been certified for safety standards, refer to your OMRON website.

Model Number Structure

■ Model Number Legend

G32A-B-US
1 2 3

1. **Basic Model Type**
   G32A: Accessory for G3PA
2. **Basic Model Name**
   B: AC Input Unit
3. **Certification**
   US: Certified by UL and CSA

Ordering Information

■ List of Models

Name	Rated input voltage	Model
AC Input Unit	100/120 VAC	G32A-B-US
	200/240 VAC	

Note: When ordering, specify the rated input voltage.

Application Examples

AC Operation

Two G3PA-VD Relays and One G32A-B AC Input Unit

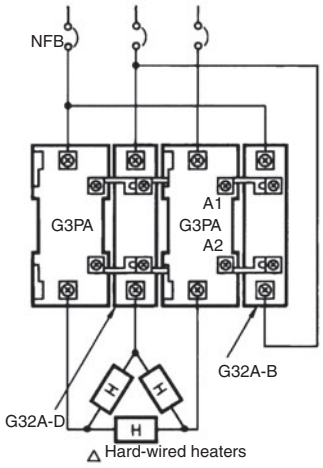

Note: 1. Two voltage specifications are available for the G32A-B, 100/120 VAC and 200/240 VAC.

2. The G32A-B can only be used with the G3PA-VD.

Specifications

■ Ratings (at an Ambient Temperature of 25°C)

Item			Rated input voltage	
			100/120 VAC	200/240 VAC
Rated input current	50 Hz	100 (200) VAC	21.4 mA TYP	20.9 mA TYP
		120 (240) VAC	26.5 mA TYP	25.4 mA TYP
	60 Hz	100 (200) VAC	25.4 mA TYP	24.9 mA TYP
		120 (240) VAC	31.6 mA TYP	30.3 mA TYP
Must operate voltage			75% max. of the rated voltage	75% max. of the rated voltage
Must release voltage			10% min. of the rated voltage	10% min. of the rated voltage
Output voltage/current			12 VDC ±15%/15 mA max.	12 VDC ±15%/15 mA max.

■ Characteristics

Item	Rated input voltage	
	100/120 VAC	200/240 VAC
Input voltage range	75 to 132 VAC	150 to 264 VAC
Operate time	1.5 cycles max. of load power supply	
Release time	1.5 cycles max. of load power supply	
Vibration resistance	10 to 55 to 10 Hz, 0.375-mm single amplitude (when mounted to DIN track)	
Shock resistance	300 m/s^2 (Approx. 30 G)	
Ambient temperature	Storage: –30 to 100°C (with no icing or condensation) Operating: –30 to 80°C (with no icing or condensation)	
Ambient humidity	Operating: 45% to 85%	
Weight	Approx. 80 g	

Dimensions

Note: All units are in millimeters unless otherwise indicated.

G32A-B



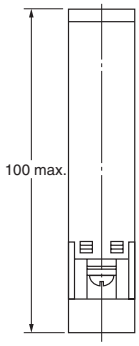

Terminal Arrangement/ Internal Circuit Diagram

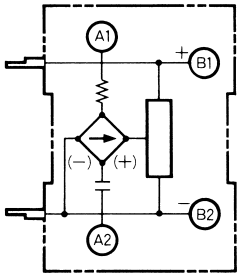

Mounting Holes

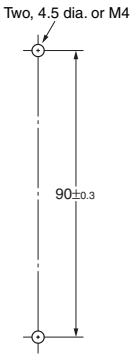

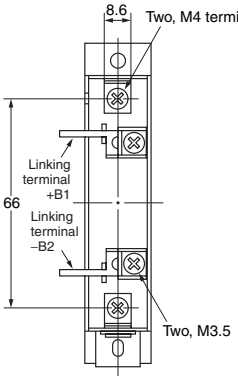

Note: Without terminal cover.

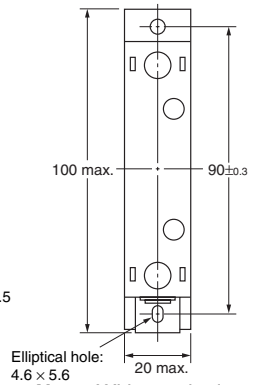

Note: With terminal cover.

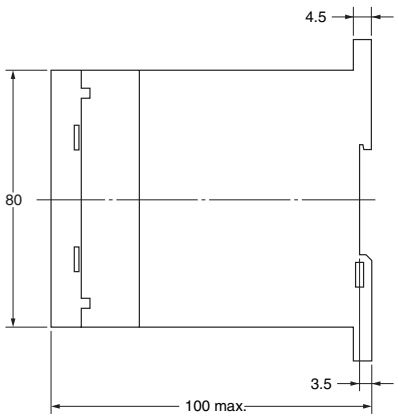

Safety Precautions

■ Precautions for Correct Use

Please observe the following precautions to prevent failure to operate, malfunction, or undesirable effect on product performance.

For details on connecting linking terminals, refer to *G3PA*.

Input

The capacitor drop method is used in the internal circuit of the G32A-B. As a result, if the input of the G32A-B is switched using relay contacts, when power is OFF, the capacitor will cause a voltage approximately twice the power supply voltage to be applied to the relay contacts.

ALL DIMENSIONS SHOWN ARE IN MILLIMETERS.
To convert millimeters into inches, multiply by 0.03937. To convert grams into ounces, multiply by 0.03527.

In the interest of product improvement, specifications are subject to change without notice.

Read and Understand This Catalog

Please read and understand this catalog before purchasing the products. Please consult your OMRON representative if you have any questions or comments.

Warranty and Limitations of Liability

WARRANTY

OMRON's exclusive warranty is that the products are free from defects in materials and workmanship for a period of one year (or other period if specified) from date of sale by OMRON.

OMRON MAKES NO WARRANTY OR REPRESENTATION, EXPRESS OR IMPLIED, REGARDING NON-INFRINGEMENT, MERCHANTABILITY, OR FITNESS FOR PARTICULAR PURPOSE OF THE PRODUCTS. ANY BUYER OR USER ACKNOWLEDGES THAT THE BUYER OR USER ALONE HAS DETERMINED THAT THE PRODUCTS WILL SUITABLY MEET THE REQUIREMENTS OF THEIR INTENDED USE. OMRON DISCLAIMS ALL OTHER WARRANTIES, EXPRESS OR IMPLIED.

LIMITATIONS OF LIABILITY

OMRON SHALL NOT BE RESPONSIBLE FOR SPECIAL, INDIRECT, OR CONSEQUENTIAL DAMAGES, LOSS OF PROFITS OR COMMERCIAL LOSS IN ANY WAY CONNECTED WITH THE PRODUCTS, WHETHER SUCH CLAIM IS BASED ON CONTRACT, WARRANTY, NEGLIGENCE, OR STRICT LIABILITY.

In no event shall the responsibility of OMRON for any act exceed the individual price of the product on which liability is asserted.

IN NO EVENT SHALL OMRON BE RESPONSIBLE FOR WARRANTY, REPAIR, OR OTHER CLAIMS REGARDING THE PRODUCTS UNLESS OMRON'S ANALYSIS CONFIRMS THAT THE PRODUCTS WERE PROPERLY HANDLED, STORED, INSTALLED, AND MAINTAINED AND NOT SUBJECT TO CONTAMINATION, ABUSE, MISUSE, OR INAPPROPRIATE MODIFICATION OR REPAIR.

Application Considerations

SUITABILITY FOR USE

OMRON shall not be responsible for conformity with any standards, codes, or regulations that apply to the combination of products in the customer's application or use of the products.

At the customer's request, OMRON will provide applicable third party certification documents identifying ratings and limitations of use that apply to the products. This information by itself is not sufficient for a complete determination of the suitability of the products in combination with the end product, machine, system, or other application or use.

The following are some examples of applications for which particular attention must be given. This is not intended to be an exhaustive list of all possible uses of the products, nor is it intended to imply that the uses listed may be suitable for the products:

- Outdoor use, uses involving potential chemical contamination or electrical interference, or conditions or uses not described in this catalog.
- Nuclear energy control systems, combustion systems, railroad systems, aviation systems, medical equipment, amusement machines, vehicles, safety equipment, and installations subject to separate industry or government regulations.
- Systems, machines, and equipment that could present a risk to life or property.

Please know and observe all prohibitions of use applicable to the products.

NEVER USE THE PRODUCTS FOR AN APPLICATION INVOLVING SERIOUS RISK TO LIFE OR PROPERTY WITHOUT ENSURING THAT THE SYSTEM AS A WHOLE HAS BEEN DESIGNED TO ADDRESS THE RISKS, AND THAT THE OMRON PRODUCTS ARE PROPERLY RATED AND INSTALLED FOR THE INTENDED USE WITHIN THE OVERALL EQUIPMENT OR SYSTEM.

PROGRAMMABLE PRODUCTS

OMRON shall not be responsible for the user's programming of a programmable product, or any consequence thereof.

Disclaimers

CHANGE IN SPECIFICATIONS

Product specifications and accessories may be changed at any time based on improvements and other reasons.

It is our practice to change model numbers when published ratings or features are changed, or when significant construction changes are made. However, some specifications of the products may be changed without any notice. When in doubt, special model numbers may be assigned to fix or establish key specifications for your application on your request. Please consult with your OMRON representative at any time to confirm actual specifications of purchased products.

DIMENSIONS AND WEIGHTS

Dimensions and weights are nominal and are not to be used for manufacturing purposes, even when tolerances are shown.

PERFORMANCE DATA

Performance data given in this catalog is provided as a guide for the user in determining suitability and does not constitute a warranty. It may represent the result of OMRON's test conditions, and the users must correlate it to actual application requirements. Actual performance is subject to the OMRON Warranty and Limitations of Liability.

ERRORS AND OMISSIONS

The information in this document has been carefully checked and is believed to be accurate; however, no responsibility is assumed for clerical, typographical, or proofreading errors, or omissions.

2012.8

In the interest of product improvement, specifications are subject to change without notice.

OMRON Corporation
Industrial Automation Company

http://www.ia.omron.com/

(c)Copyright OMRON Corporation 2012 All Right Reserved.