FR510F-FR560F

Fast Recovery Rectifiers

VOLTAGE RANGE: 100 --- 600 V
CURRENT: 5.0 A



ITO-220AC

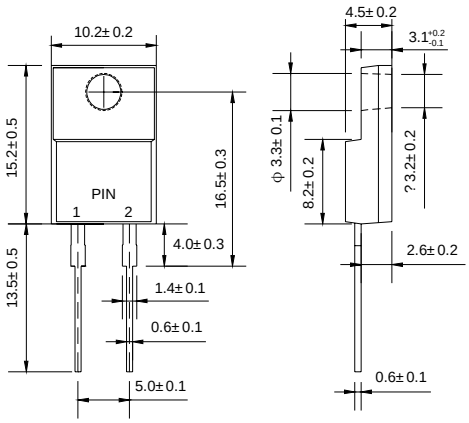

Dimensions in millimeters

Features

- Low cost
- Diffused junction
- Low leakage
- Low forward voltage drop
- High current capability
- Easily cleaned with Freon,Alcohol,Isopropanol and similar solvents
- The plastic material carries U/L recognition 94V-0

Mechanical Data

- Case:JEDEC ITO-220AC,molded plastic
- Polarity: Color band denotes cathode
- Weight: 0.056 ounces,1.587 gram
- Mounting position: Any

MAXIMUM RATINGS AND ELECTRICAL CHARACTERISTICS

Ratings at 25℃ ambient temperature unless otherwise specified.

Single phase,half wave,60 Hz,resistive or inductive load. For capacitive load,derate by 20%.

		FR 510F	FR 520F	FR 540F	FR 560F	UNITS
Maximum recurrent peak reverse voltage	V_{RRM}	100	200	400	600	V
Maximum RMS voltage	V_{RMS}	70	140	280	420	V
Maximum DC blocking voltage	V_{DC}	100	200	400	600	V
Maximum average forward rectified current @T_A=75℃	$I_{F(AV)}$	5.0				A
Peak forward surge current 8.3ms single half-sine-wave superimposed on rated load @T_J=125℃	I_{FSM}	100				A
Maximum instantaneous forward voltage @ 5.0 A	V_F	1.3				V
Maximum reverse current @T_A=25℃	I_R	10				μA
at rated DC blocking voltage @T_A=100℃		150				
Maximum reverse recovery time (Note1)	t_{rr}	150			250	ns
Typical junction capacitance (Note2)	C_J	28				pF
Typical thermal resistance (Note3)	$R_{\theta JA}$	4.2				℃/W
Operating junction temperature range	T_J	- 55---- +150				℃
Storage temperature range	T_{STG}	- 55---- + 150				℃

NOTE:1. Measured with I_F=0.5A, I_R=1A, I_{rr}=0.25A.

2. Measured at 1.0MHz and applied reverse voltage of 4.0V DC.

3. Thermal resistance from junction to ambient.

FR510F-FR560F

Fast Recovery Rectifiers

Ratings AND Charactieristic Curves

FIG.1 – FORWARD DERATING CURVE

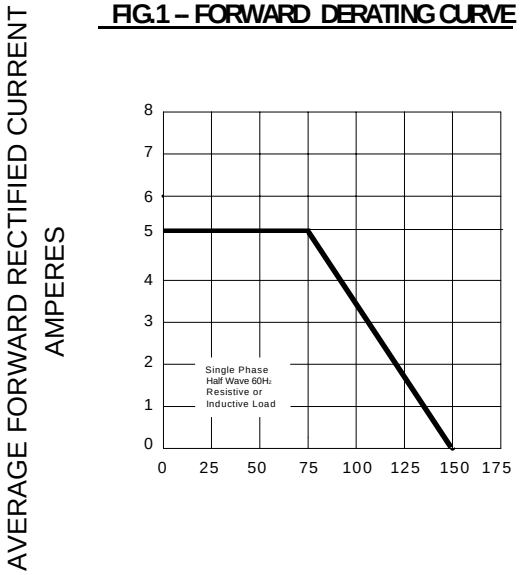

FIG.2–PEAK FORWARD SURGE CURRENT

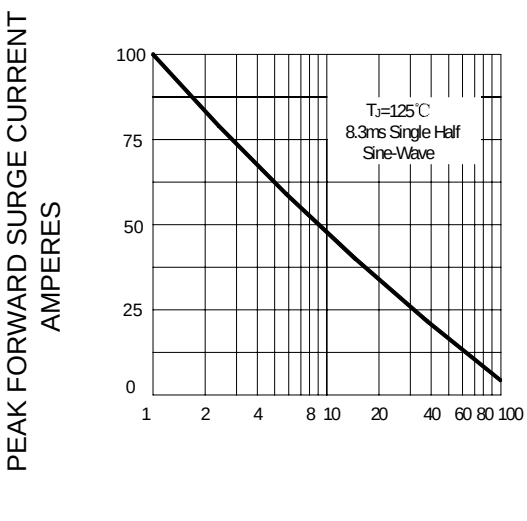

FIG.3–TYPICAL JUNCTION CAPACITANCE

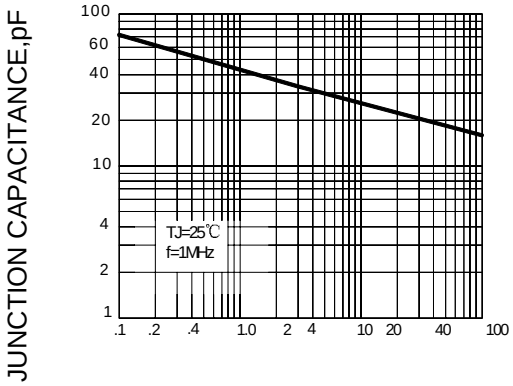

FIG.4 –TYPICAL FORWARD CHARACTERISTIC

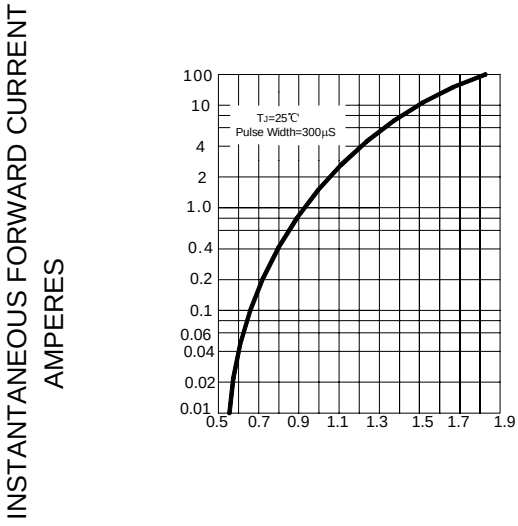

FIG.5 – REVERSE RECOVERY TIME CHARACTERISTIC AND TEST CIRCUIT DIAGRAM

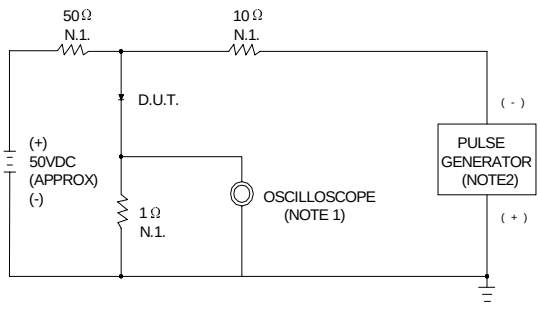

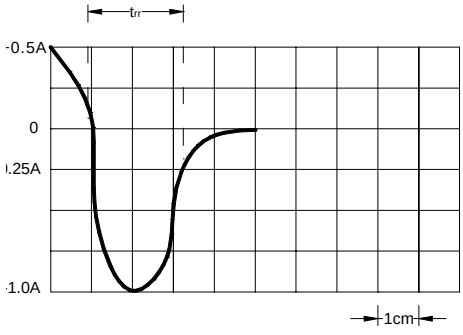

NOTES:1.RISE TIME =7ns MAX. INPUT IMPEDANCE=1MΩ.22pF

2.RISE TIME=10ns MAX. SOURCE IMPEDANCE=50Ω

SET TIME BASE FOR 50/100 ns /cm