BAND PASS FILTER
MODEL FNS-450

OPTIMIZED BANDWIDTH — Fc = 450 MHz

SPECIFICATIONS:

Center Frequency:	450 MHz	**Input Power**	1 Watt (Max)
Passband:	428.6 - 472.5 MHz	**Impedance:**	50 Ohms (Nom)
Passband I. Loss:	3.0 dB (Max)	**VSWR:**	1.5:1 (Typ)
35 dB Bandwidth:	214.3 - 945 MHz	**Operating Temp. Range:**	-20° to +70° C



MECHANICAL OUTLINE:124S

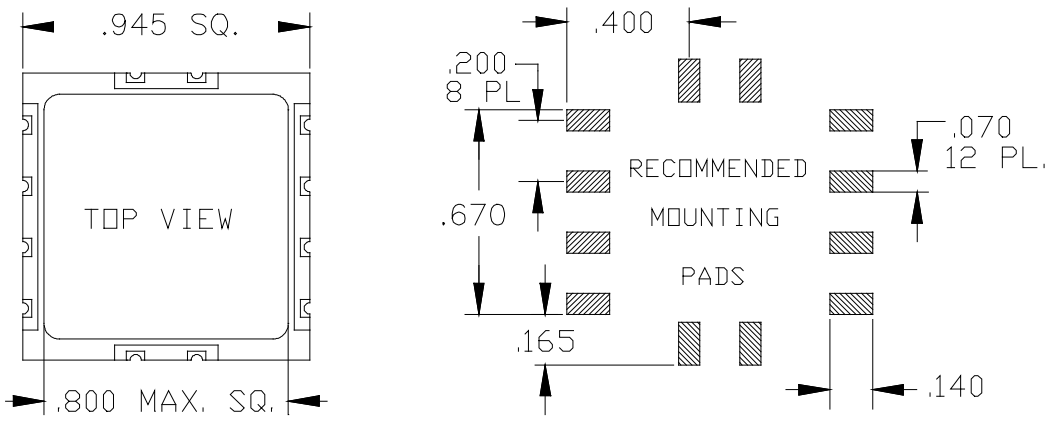

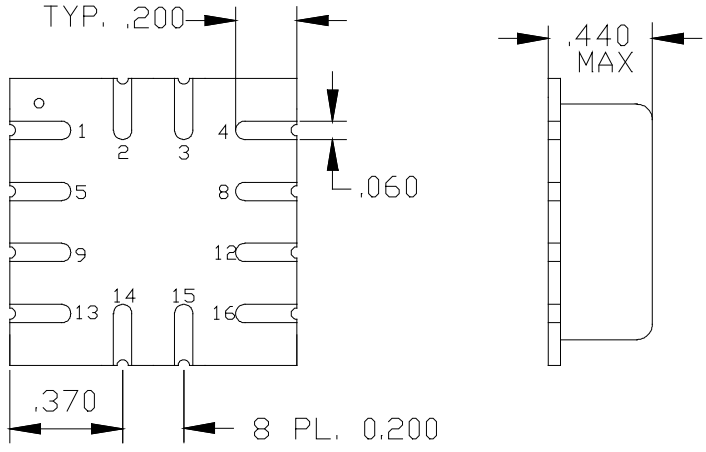

PIN-OUT	
Input	1
Output	16
Case Ground	All Others

Copyright © 2003 Synergy Microwave Corporation

201 McLean Boulevard • Paterson, New Jersey 07504 • Tel: (973) 881-8800 • Fax: (973) 881-8361
E-Mail: sales@synergymwave.com • World Wide Web: http://www.synergymwave.com

SYNERGY® MICROWAVE CORPORATION

BAND PASS FILTER
MODEL FNS-450

OPTIMIZED BANDWIDTH — Fc = 450 MHz

PERFORMANCE PLOTS

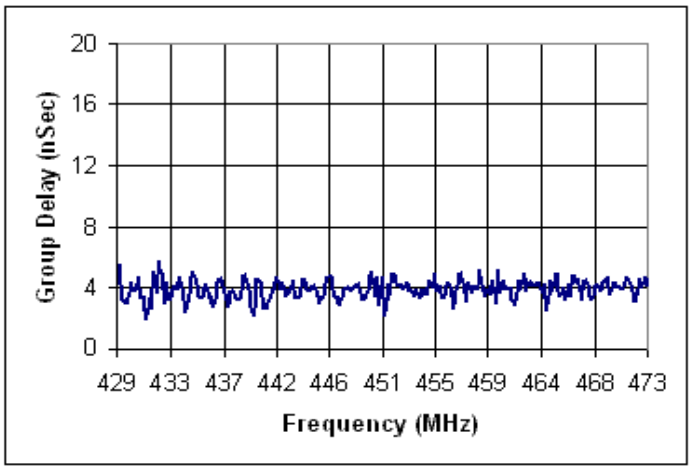

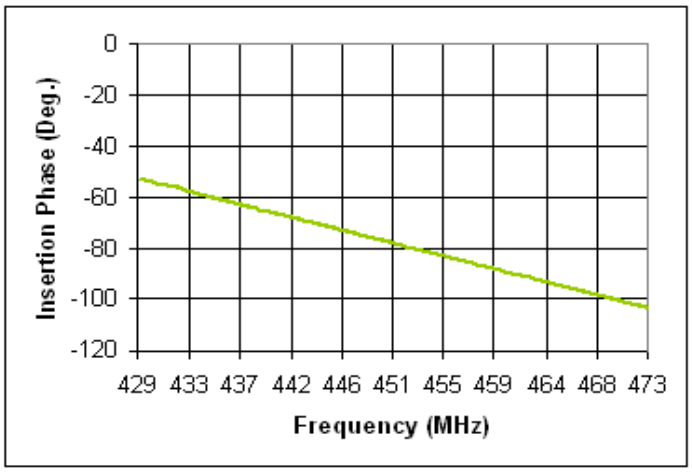

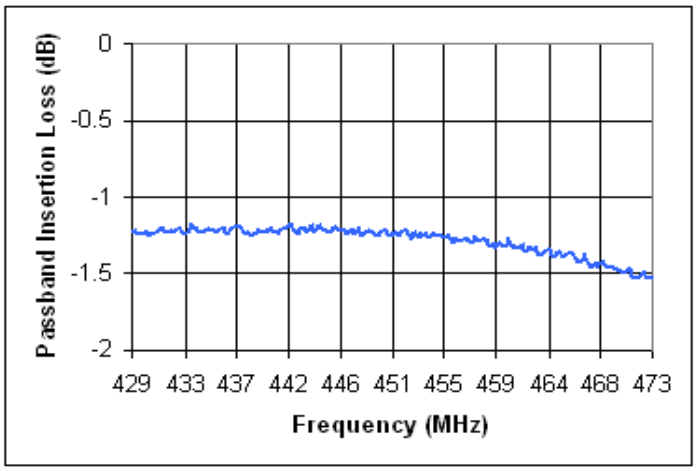

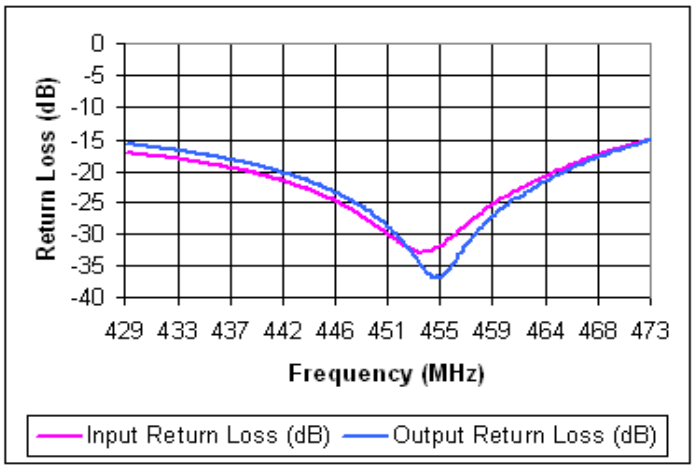

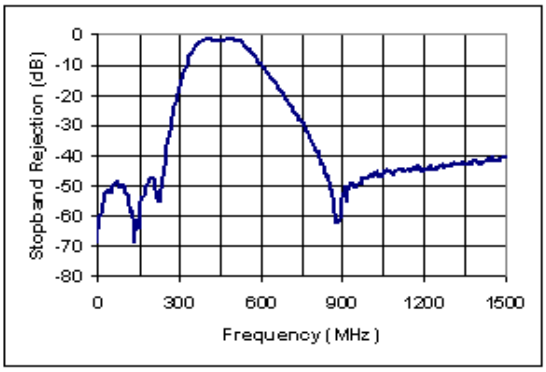

Copyright © 2003 Synergy Microwave Corporation

201 McLean Boulevard • Paterson, New Jersey 07504 • Tel: (973) 881-8800 • Fax: (973) 881-8361
E-Mail: sales@synergymwave.com • World Wide Web: http://www.synergymwave.com