BAND PASS FILTER
MODEL FIS-21.4

OPTIMIZED BANDWIDTH — Fc = 21.4 MHz

SPECIFICATIONS:

Center Frequency:	21.4 MHz	**40 dB Bandwidth :**	6.80 - 64.2 MHz
Passband I. Loss :	1.5 dB (Max)	**Input Power**	1 Watt (Max)
Passband:	19.6 - 23.2 MHz	**Impedance :**	50 Ohms
20 dB Bandwidth :	14.9 - 27.8 MHz	**Operating Temp. Range:**	-20° to +70° C



MECHANICAL OUTLINE:102S

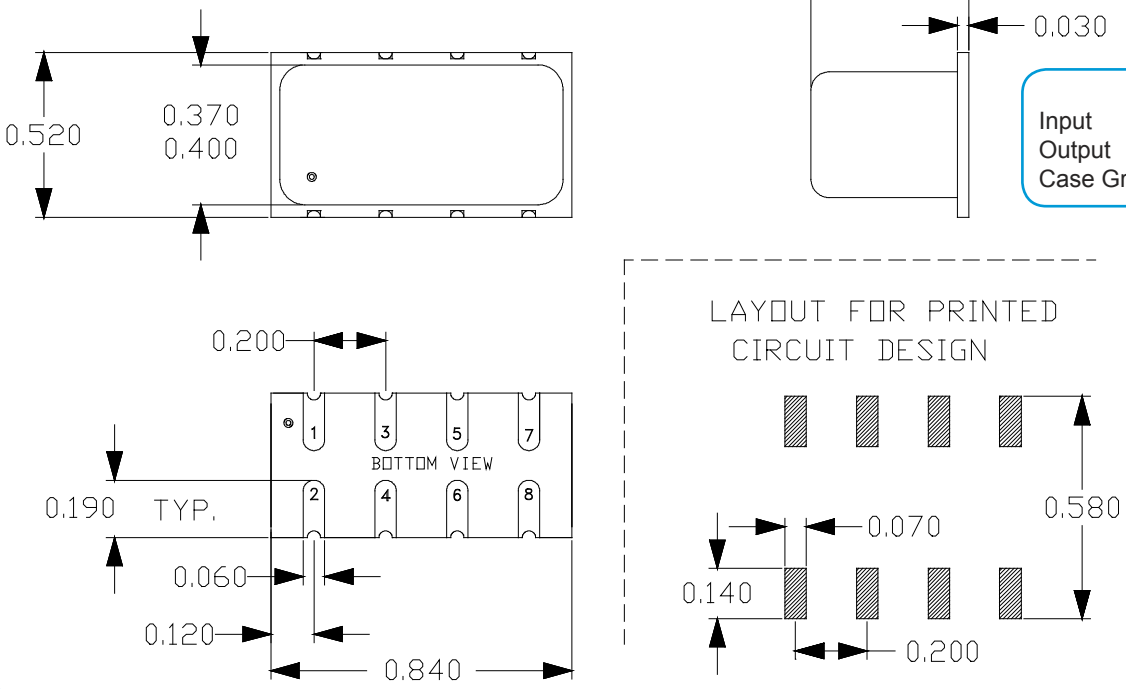

Copyright © 2003 Synergy Microwave Corporation
201 McLean Boulevard • Paterson, New Jersey 07504 • Tel: (973) 881-8800 • Fax: (973) 881-8361
E-Mail: sales@synergymwave.com • World Wide Web: http://www.synergymwave.com

SYNERGY® MICROWAVE CORPORATION

BAND PASS FILTER
MODEL FIS-21.4

OPTIMIZED BANDWIDTH — Fc = 21.4 MHz

PERFORMANCE PLOTS

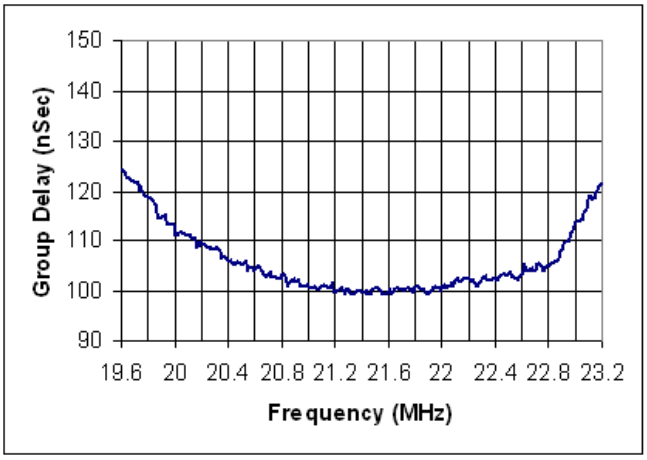

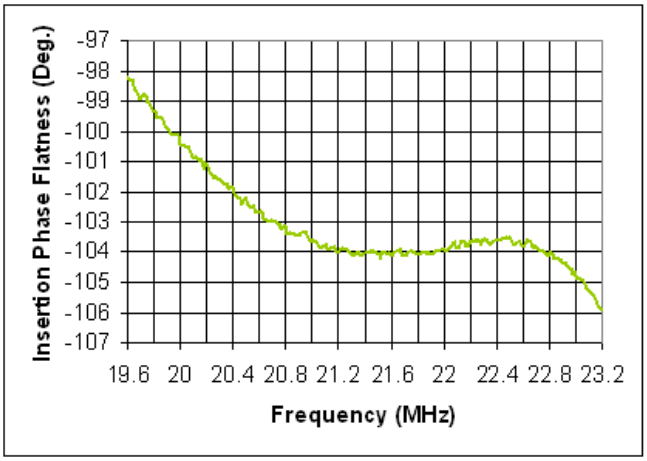

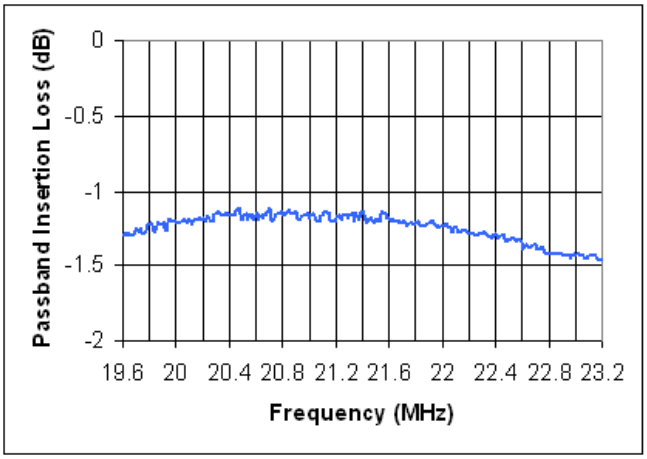

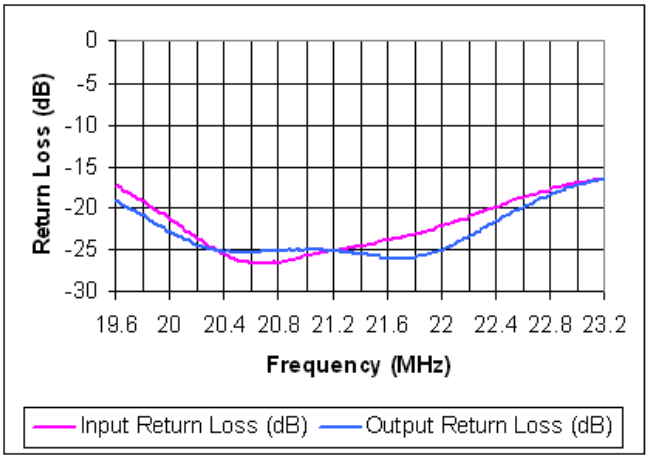

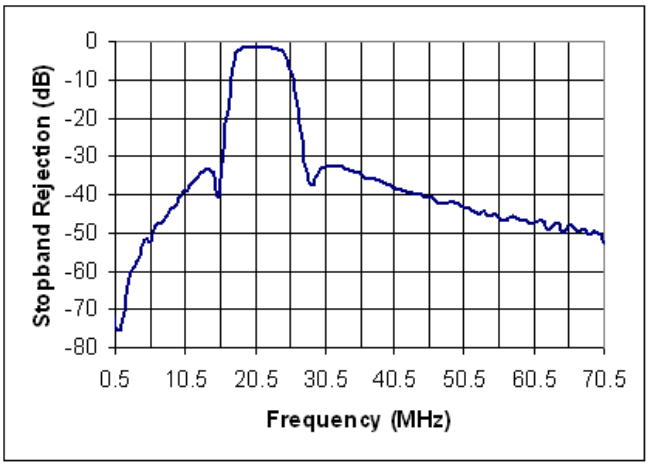

Copyright © 2003 Synergy Microwave Corporation

201 McLean Boulevard • Paterson, New Jersey 07504 • Tel: (973) 881-8800 • Fax: (973) 881-8361
E-Mail: sales@synergymwave.com • World Wide Web: http://www.synergymwave.com