TRIAD MAGNETICS

POWER TRANSFORMER
Chassis Mount: Single Secondary

F-182U



Electrical Specifications (@25C)
1. Maximum Power: 75.6 VA
2. Primary: 115V 50/60 Hz
3. Secondary: 12.6VCT @ 6.0 Amps
4. Voltage Regulation: 10 % TYP @ full load to no load
5. Temperature Rise: 35C TYP (45C MAX allowed)

Description:
The F-182U is part of a series which has a long history of reliable service in the field, made from a proven design and constructed with UL recognized materials.

Construction:
Wound on a single channel nylon bobbin. Materials are UL recognized, Class B (130º C) rated.

Safety:
These products are 100% hipot tested with an insulation of 1500V between primary and secondary windings as well as between the primary / secondary windings and the core.

Dimensions:
Units: In inches

A	B	C	D	E
3.375	2.812	2.812	2.250	2.375

Lead length: 7.0 inches ± 1 inch
Weight: 3.80 lbs

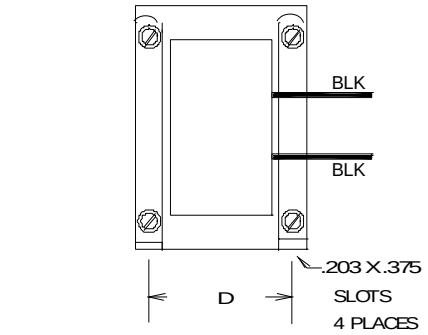

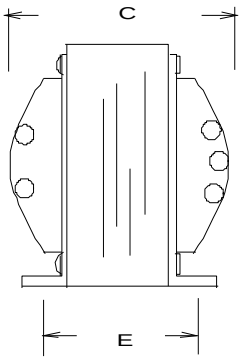

Schematic:

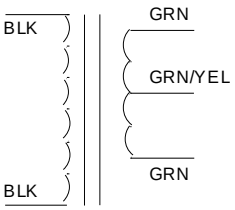

Primary: Black to Black
Secondary: Green to Green

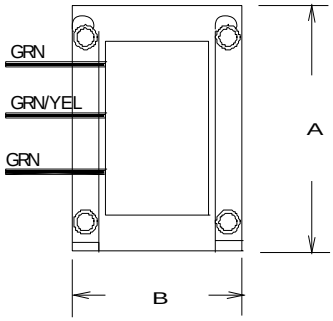

RoHS Compliance: As of manufacturing date February 2005, all standard products meet the requirements of 2011/65/EU, known as the RoHS initiative.

* Upon printing, this document is considered “uncontrolled”. Please contact Triad Magnetics’ website for the most current version.

Web: www.TriadMagnetics.com
Phone 951-277-0757
Fax 951-277-2757

460 Harley Knox Blvd.
Perris, California 92571

Publish Date: May 11, 2015