

EVMK2L Evaluation Module Quick Start Guide

©2014 Texas Instruments Incorporated

einfochips | The Solutions People

EVMK2L Evaluation Module



A	No Functionality	F	JTAG(MIPI-60) connector for SoC
B	1 press: safe shutdown of SOC; 2 presses within 0.5sec: warm reset; 3 presses within 0.5sec: full reset; 4 presses within 0.5sec: cancel reset	G	COM2 : BMC UART Console
C	On board XDS200 USB	H	BMC Reset : Resets the microcontroller and will reset the entire board
D	COM1 : SoC UART Console	I	Dip switch for boot configuration : 1111 : No Boot mode/JTAG DSP Little Endian 0010 : NOR SPI ARM Master Boot
E	USB control of both SOC COM1 & BMC COM2	J	GPS Antenna connector
		K	USB3 PORT 0(HOST only)

©2014 Texas Instruments Incorporated

Instructions to boot up application launcher:



1

Ensure EVM configuration switch are set as shown for NOR SPI Boot.



2

Connect Ethernet cable to Lower RJ45 jack of CN4. There should be PC attached on the same network running DHCP server

3

Insert DC-in cable to apply 12V power.



4

Get the IP Address from the LCD.

5

Enter the address into a web browser on a PC.

6

The Matrix Application Launcher will load on the browser. Click on any icon to load application.

©2014 Texas Instruments Incorporated

Getting Started:
Please see the 'Getting Started' chapter in the MCSDK User Guide for hardware and software setup:
http://processors.wiki.ti.com/index.php/MCSDK_UG_Chapter_Getting_Started

Important Notes when handling the EVM:

- Plug in all the cables before powering ON the EVM to ensure proper grounding.
- Do not unnecessarily flex the boards, while inserting cables. Excessive flexing can break the PCB traces.
- Use proper ESD procedures when handling the EVM.
- Warning: Some components on the EVM may be too hot to touch with your bare hand when power is on.

Online Documentation

- TI device product page

http://www.ti.com/product/tci6630k2l

- Multicore SDK

http://software-dl.ti.com/sdoemb/sdoemb_public_sw/mcsdk/latest/index_FDS.html

http://processors.wiki.ti.com/index.php/MCSDK_User_Guide_for_KeyStone_II

- CCS v5

http://processors.wiki.ti.com/index.php/Category:Code_Composer_Studio_v5

C663X EVM Information:

https://www.einfochips.com/index.php/partnerships/texas-instruments/k2l-evm.html

This link contains:

- Hardware & Software details
- User Guide
- Technical Reference Manual

EVMK2L EVM Support:
Please write to tievmsupport@einfochips.com for technical queries related to this EVM.

eInfochips Address:
eInfochips Limited.
303,Parishram Building,5/B Rashmi Society
Mithakhali Six Road,Navarangpura.
Ahmedabad- 380009.
Gujarat, INDIA.
Tel : +91-79-2656 3705.
Fax :+91-79-2656 0722.

http://www.einfochips.com

TI Worldwide Technical Support

Internet
TI Semiconductor Product Information Center Home Page
support.ti.com
TI Semiconductor KnowledgeBase Home page
support.ti.com/sc/knowledgebase

Product Information Centers

Americas
Phone +1(972) 644-5580 Fax +1(972)927-6377
Internet/Email support.ti.com/sc/pic/americas.htm

Europe, Middle East and Africa
Phone
European Free Call 00800-ASK-TEXAS (00800 275 83927)
International +49 (0) 8161 80 2121
Russian Support +7 495 981 0701

Note: The European Free Call (Toll Free) number is not active in all countries. If you have technical difficulty calling the free call number, please use the international number above.
Fax +(49) (0) 8161 80 2045
Internet support.ti.com/sc/pic/euro.htm

Japan
Fax
International +81-3-3344-5317
Domestic 0120-81-0036
Internet/Email
International support.ti.com/sc/pic/japan.htm
Domestic www.tij.co.jp/pic

Asia
Phone
International +91-80-413816651-

Domestic	Toll-Free-Number		Toll-Free-Number
Australia	800-999-084	Malaysia	1-800-80-3973
China	800-820-8682	New Zealand	0800-446-934
Hong Kong	800-96-5941	Philippines	1-800-765-7404
India	1-800-425-7888	Singapore	800-886-1028
Indonesia	001-803-8861-1006	Taiwan	0800-006800
Korea	080-551-2804	Thailand	001-800-886-0010

Fax +886-2-2378-6808 Email tiasia@ti.com
ti-china@ti.com
Internet support.ti.com/sc/pic/asia.htm

Important Notice: The products and services of Texas Instruments Incorporated and its subsidiaries described herein are sold subject to TI's standard terms and conditions of sale. Customers are advised to obtain the most current and complete information about TI products and services before placing orders. TI assumes no liability for applications assistance, customer's applications or product designs, software performance, or infringement of patents. The publication of information regarding any other company's products or services does not constitute TI's approval, warranty or endorsement thereof.

The floating bar is a trademark of Texas Instruments.
All other trademarks are the property of their respective owners

©2014 Texas Instruments Incorporated