Ultra-Fast-Recovery Rectifier Diodes

Type No. \ Parameter	Absolute Maximum Ratings					Electrical Characteristics (Ta=25°C)								Others		
	V_{RM} (V)	$I_{F(AV)}$ (A)	I_{FSM} (A) 50Hz Half-cycle Sinewave Single Shot	Tj (°C)	Tstg (°C)	V_F (V) max	I_F (A)	I_R (μA) $V_R=V_{RM}$ max	I_R (H) (μA) $V_R=V_{RM}$ Ta=100°C max	t_{rr}① (ns)	I_F/I_{RP} (mA)	t_{rr}② (ns)	I_F/I_{RP} (mA)	Rth (j-ℓ) (°C/W)	Mass (g)	Fig.
EL02Z	200	1.5	25	–40 to +150		0.98	1.5	50	100	40	100/100	30	100/200	20.0	0.2	Ⓐ
RL 10Z	200	2.0	30				2.0			50		35		15.0	0.4	Ⓑ

EL02Z

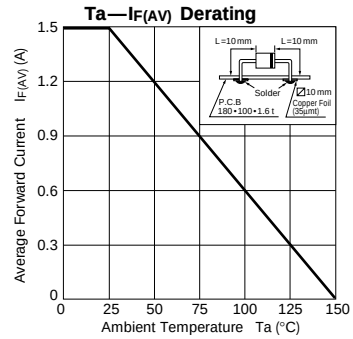

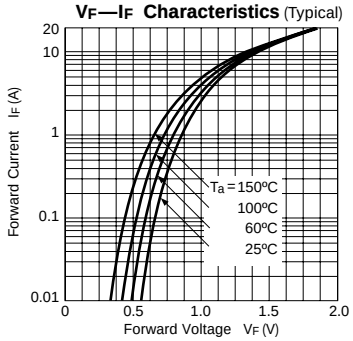

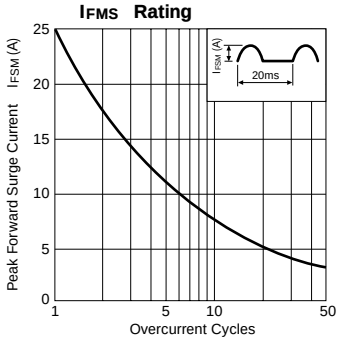

RL 10Z

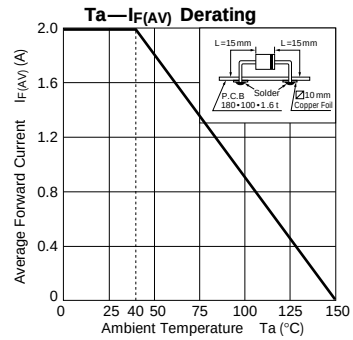

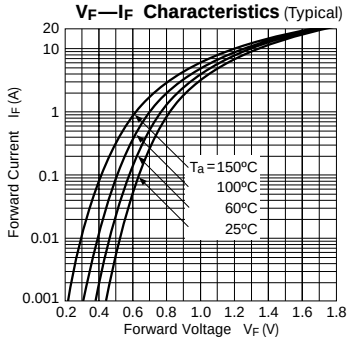

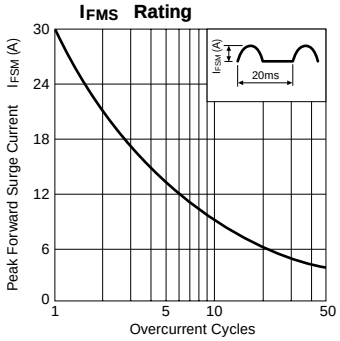

External Dimensions
(Unit: mm)

Flammability:
UL94V-0 or Equivalent

Fig.Ⓐ

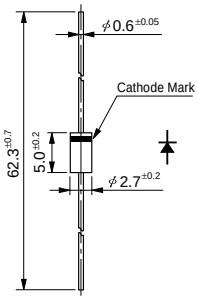

Fig.Ⓑ

