WEITRON

EDZ3.6B Series

Surface Mount Zener Diodes

Lead(Pb)-Free

SMALL SIGNAL
ZENER DIODES
150m WATTS

Features:

* Planar Die Construction
* Ultra-Small Surface Mount Package
* General purpose, Medium Current
* Ideally Suited for Automated Assembly Processes
* 150mW Power Dissipation
* Zener Voltages from 3.6–36V

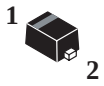

SOD-523

SOD-523 Outline Dimensions

Unit:mm

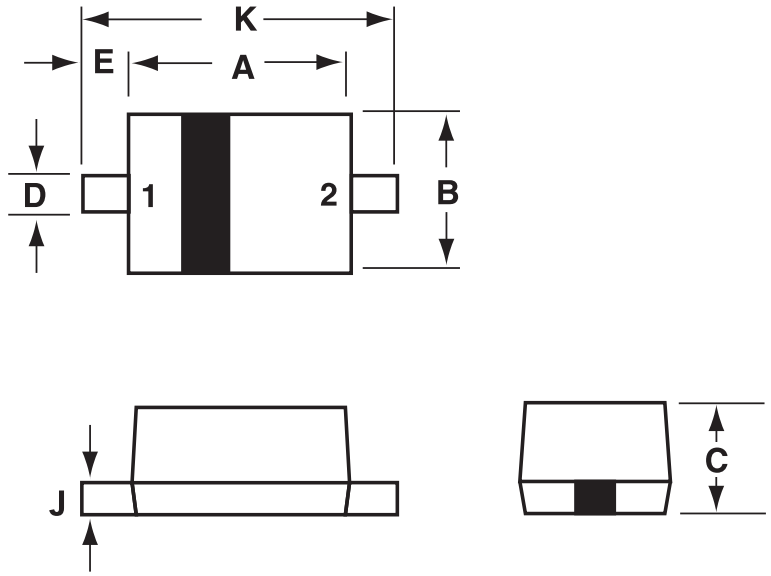

SOD-523		
Dim	**Min**	**Max**
A	1.10	1.30
B	0.70	0.90
C	0.50	0.70
D	0.25	0.35
E	0.15	0.25
J	0.07	0.20
K	1.50	1.70

PIN 1. CATHODE
2. ANODE

Maximum Ratings @TA=25℃ unless otherwise specified

Characteristic	Symbol	Value	Unit
Power Dissipation	P_d	150	mW
Operating and Storage Temperature Range	T_j,T_{STG}	-55 to +150	°C

Electrical characteristics (Ta=25?C)

TYP.	Symbol								
	Zener voltage ：Vz(V)			Operating resistance ：Zz(Ω)		Rising operating resistance ：Zz(Ω)		Reverse current ： IR(uA)	
	MIN.	MAX.	Iz(mA)	MAX.	Iz(mA)	MAX.	Iz(mA)	MAX.	VR(V)
EDZ 3.6B	3.600	3.845	5.0	100	5.0	1000.0	1.0	10.0	1.0
EDZ 3.9B	3.890	4.160	5.0	100	5.0	1000.0	1.0	5.0	1.0
EDZ 4.3B	4.170	4.430	5.0	100	5.0	1000.0	1.0	5.0	1.0
EDZ 4.7B	4.550	4.750	5.0	100	5.0	800.0	0.5	2.0	1.0
EDZ 5.1B	4.980	5.200	5.0	80	5.0	500.0	0.5	2.0	1.5
EDZ 5.6B	5.490	5.730	5.0	60	5.0	200.0	0.5	1.0	2.5
EDZ 6.2B	6.060	6.330	5.0	60	5.0	100.0	0.5	1.0	3.0
EDZ 6.8B	6.650	6.930	5.0	40	5.0	60.0	0.5	0.5	3.5
EDZ 7.5B	7.280	7.600	5.0	30	5.0	60.0	0.5	0.5	4.0
EDZ 8.2B	8.020	8.360	5.0	30	5.0	60.0	0.5	0.5	5.0
EDZ 9.1B	8.850	9.230	5.0	30	5.0	60.0	0.5	0.5	6.0
EDZ10B	9.770	10.210	5.0	30	5.0	60.0	0.5	0.1	7.0
EDZ11B	10.760	11.220	5.0	30	5.0	60.0	0.5	0.1	8.0
EDZ12B	11.740	12.240	5.0	30	5.0	80.0	0.5	0.1	9.0
EDZ13B	12.910	13.490	5.0	37	5.0	80.0	0.5	0.1	10.0
EDZ15B	14.340	14.980	5.0	42	5.0	80.0	0.5	0.1	11.0
EDZ16B	15.850	16.510	5.0	50	5.0	80.0	0.5	0.1	12.0
EDZ18B	17.560	18.350	5.0	65	5.0	80.0	0.5	0.1	13.0
EDZ20B	19.520	20.390	5.0	85	5.0	100.0	0.5	0.1	15.0
EDZ22B	21.540	22.470	5.0	100	5.0	100.0	0.5	0.1	17.0
EDZ24B	23.720	24.780	5.0	120	5.0	120.0	0.5	0.1	19.0
EDZ27B	26.190	27.530	2.0	150	2.0	150.0	0.5	0.1	21.0
EDZ30B	29.190	30.690	2.0	200	2.0	200.0	0.5	0.1	23.0
EDZ33B	32.150	33.790	2.0	250	2.0	250.0	0.5	0.1	25.0
EDZ36B	35.070	36.870	2.0	300	2.0	300.0	0.5	0.1	27.0

Electrical characteristic curves (Ta=25°C)

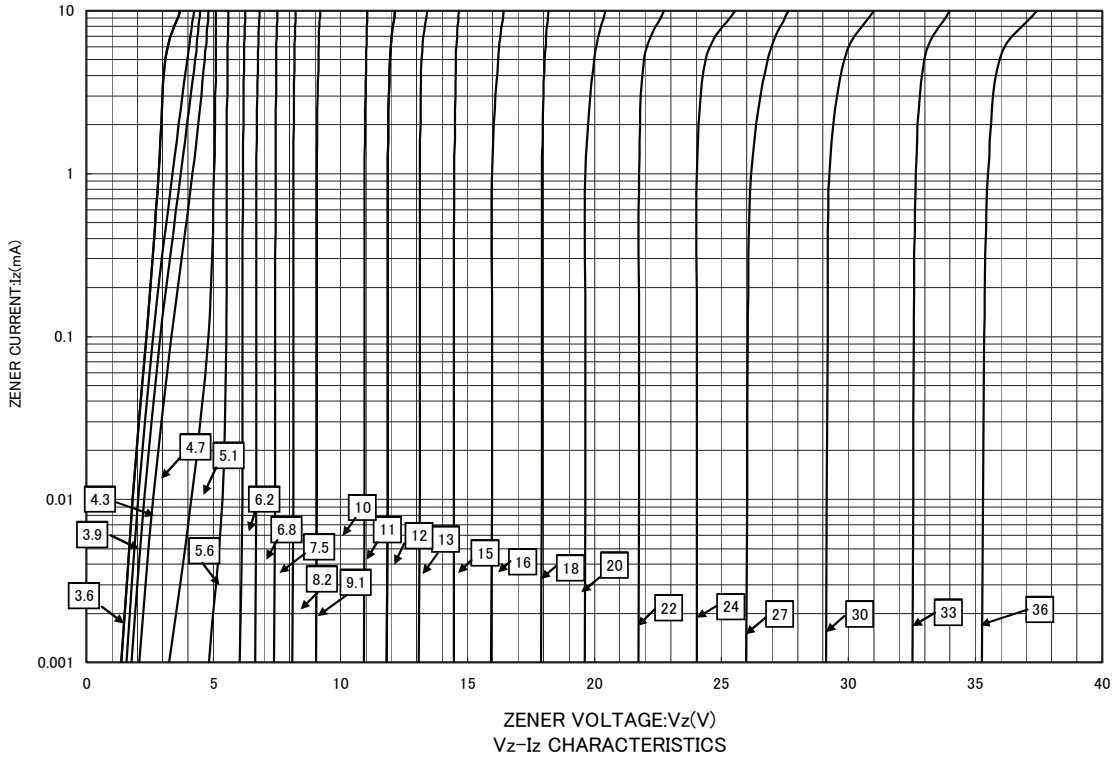

Vz-Iz CHARACTERISTICS

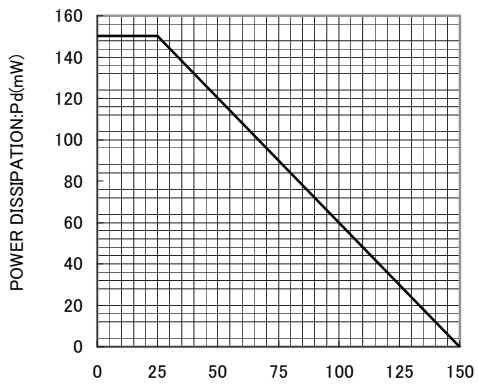

Pd-Ta CHARACTERISTICS

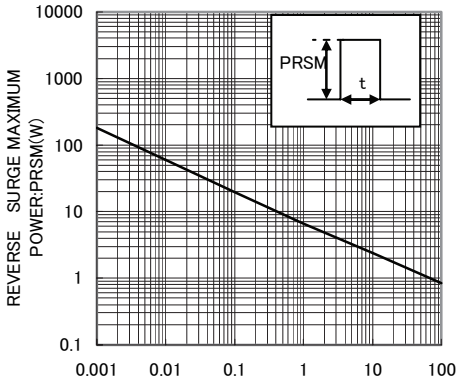

PRSM-TIME CHARACTERISTICS

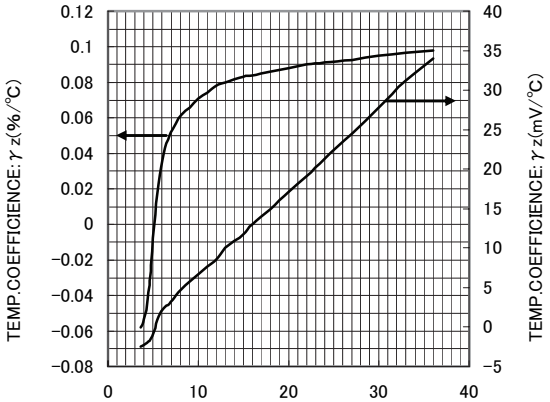

γz-Vz CHARACTERISTICS

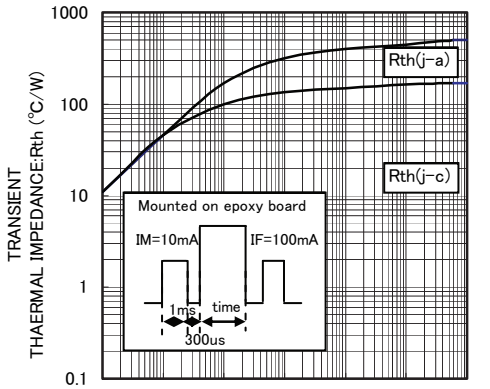

Rth-t CHARACTERISTICS

Typical Characteristics

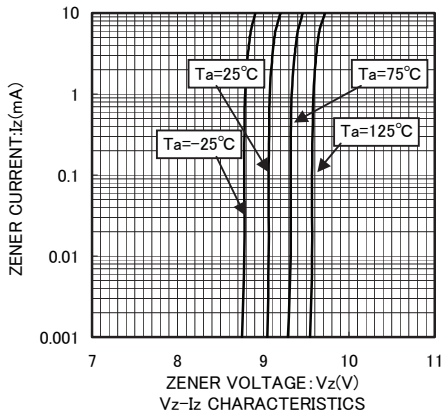

Vz-Iz CHARACTERISTICS

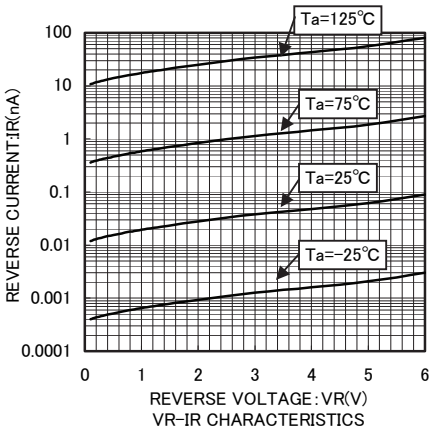

VR-IR CHARACTERISTICS

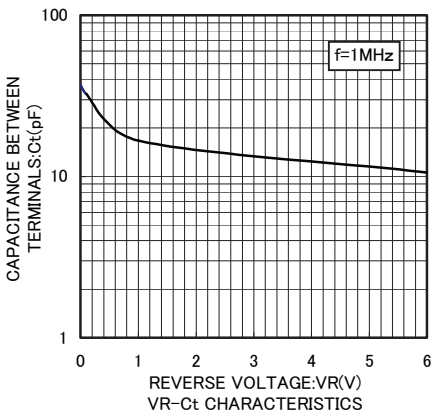

VR-Ct CHARACTERISTICS

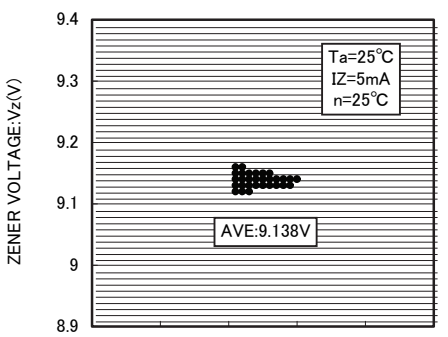

Vz DISPERSION MAP

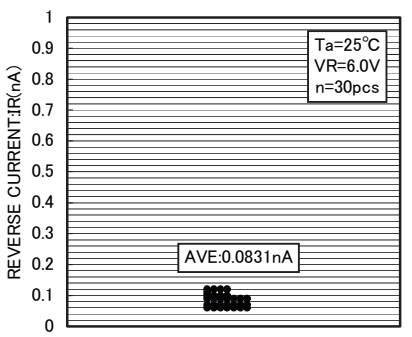

IR DISPERSION MAP

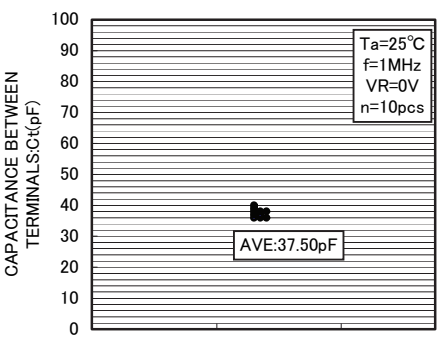

Ct DISPERSION MAP

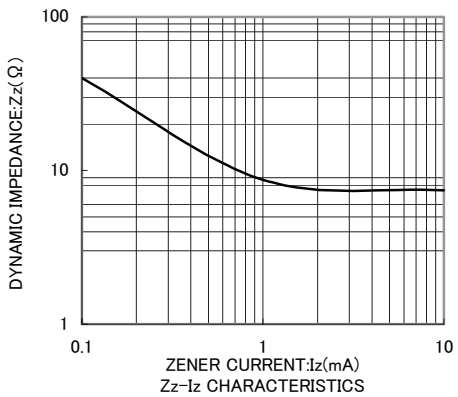

Zz-Iz CHARACTERISTICS