ECXX SERIES CONFORMAL COATED INDUCTORS

MECHANICALS

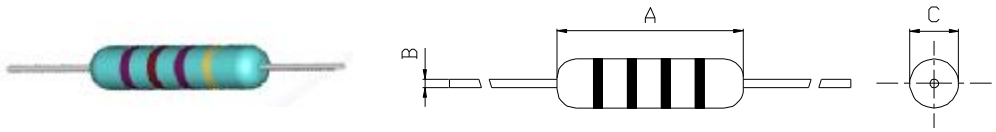

I FEATURE

1. Conformal coated inductors .
2. Special magnetic core structure contributes to high Q and Self-Resonant Frequencies .
3. Epoxy coated for better reliability.
4. Wide inductance range.
5. Ideal for auto insertion

特性

1. 色碼電感結構堅固，成本低廉，適合自動化生產.
2. 特殊鐵芯材質，高 Q 值及自共振頻率.
3. 外層用環氧樹脂處理，可靠度高.
4. 電感範圍大
5. 可自動插件

I DIMENSIONS(UNIT:mm)

TYPE	A	B	C
EC36	11.0MAX	0.65±0.05	4.0 MAX
EC24	8.0 MAX	0.55±0.05	3.0 MAX
EC22	4.0 MAX	0.50±0.05	2.8 MAX

I COLOR CODE FOR DISCRETE RESISTANCE

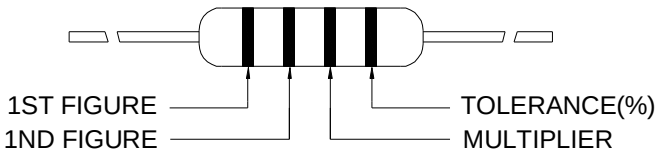

There is no tolerance marked for values below 0.1uH
電感值在 0.1uH 以下時,不標示容許公差

COLOR	1ST .FIGURE	2ND. FIGURE	MULTIPLIER	TOLERANCE(%)
Black	0	0	1	±20%
Brown	1	1	10	
Red	2	2	100	
Orange	3	3	1000	
Yellow	4	4	—	
Green	5	5	—	
Blue	6	6	—	
Purple	7	7	—	
Gray	8	8	—	
White	9	9	—	
gold	—	—	0.1	±5%
silver	—	—	0.01	±10%

NOTE : EC MEANS EPOXY COATED AND TAPING WITH REEL(EC:色码电感)

Productwell Precision Elect.Co.,Ltd

Kai Ping Productwell Precision Elect.Co.,Ltd Tel:0750-2323113 Fax:0750-2312333 http:// www.productwell.com

I SELECTION GUIDE FOR STANDARD COILS

PART NO	INDUCTANCE （uH）	TOLERANCE (%)	Q MIN.	TEST FREQ (MHz)	DC RESISTANCE (Ω)MAX	RATED DC CURRENT (mA)MAX	S.R.F FREQ (MHz)MIN.
EC36-R10M	0.10	±20%	50	25.2	0.20	460	170
EC36-R12M	0.12	±20%	50	25.2	0.20	445	170
EC36-R15M	0.15	±20%	50	25.2	0.25	440	165
EC36-R18M	0.18	±20%	50	25.2	0.30	430	160
EC36-R22M	0.22	±20%	50	25.2	0.40	400	150
EC36-R27M	0.27	±20%	35	25.2	0.43	380	150
EC36-R33M	0.33	±20%	35	25.2	0.48	370	150
EC36-R39M	0.39	±20%	35	25.2	0.51	350	150
EC36-R47M	0.47	±20%	35	25.2	0.56	330	150
EC36-R56M	0.56	±20%	35	25.2	0.61	320	150
EC36-R68M	0.68	±20%	35	25.20	0.67	310	150
EC36-R82M	0.82	±20%	35	25.20	0.74	290	150
EC36-1R0K	1.00	±10%	35	25.20	0.80	270	150
EC36-1R2K	1.20	±10%	45	7.96	0.90	260	140
EC36-1R5K	1.50	±10%	45	7.96	1.00	250	130
EC36-1R8K	1.8	±10%	45	7.96	1.10	240	120
EC36-2R2K	2.2	±10%	45	7.96	1.20	230	100
EC36-2R7K	2.7	±10%	45	7.96	1.30	220	100
EC36-3R3K	3.3	±10%	45	7.96	1.40	210	90
EC36-3R9K	3.9	±10%	45	7.96	1.60	200	60
EC36-4R7K	4.7	±10%	45	7.96	1.70	190	50
EC36-5R6K	5.6	±10%	45	7.96	1.90	180	40
EC36-6R8K	6.8	±10%	45	7.96	2.20	175	30
EC36-8R2K	8.2	±10%	45	7.96	2.20	165	25
EC36-100K	10.0	±10%	45	7.96	2.50	160	20
EC36-120K	12	±10%	45	2.52	2.50	150	15
EC36-150K	15	±10%	45	2.52	3.10	145	15
EC36-180K	18	±10%	45	2.52	3.10	140	13
EC36-220K	22	±10%	45	2.52	3.40	130	9
EC36-270K	27	±10%	45	2.52	4.30	125	7
EC36-330K	33	±10%	45	2.52	4.70	110	6.0
EC36-390K	39	±10%	45	2.52	5.20	115	6.0
EC36-470K	47	±10%	45	2.52	5.80	140	6.0
EC36-560K	56	±10%	45	2.52	6.40	130	6.0
EC36-680K	68	±10%	45	2.52	7.20	125	6.5
EC36-820K	82	±10%	45	2.520	11.0	95	5.5
EC36-101K	100	±10%	45	2.520	12.0	90	4.5
EC36-121K	120	±10%	45	0.796	13.0	90	3.5
EC36-151K	150	±10%	45	0.796	16.0	85	3.5
EC36-181K	180	±10%	45	0.796	18.0	80	3.0
EC36-221K	220	±10%	45	0.796	20.0	75	3.0
EC36-271K	270	±10%	45	0.796	22.0	65	2.5
EC36-331K	330	±10%	45	0.796	22.0	60	2.5
EC36-391K	390	±10%	45	0.796	22.0	55	2.3
EC36-471K	470	±10%	45	0.796	22.0	55	2.2

I SELECTION GUIDE FOR STANDARD COILS

PART NO	INDUCTANCE（uH）	TOLERANCE (%)	Q MIN.	TEST FREQ (MHz)	DC RESISTANCE (Ω)MAX	RATED DC CURRENT (mA)MAX	S.R.F FREQ (MHz)MIN.
EC24-1R0M	1.0	±20%	45	7.96	0.18	800	93
EC24-1R2M	1.2	±20%	50	7.96	0.20	730	86
EC24-1R5M	1.5	±20%	50	7.96	0.22	700	80
EC24-1R8M	1.8	±20%	55	7.96	0.24	670	75
EC24-2R2M	2.2	±20%	55	7.96	0.27	660	70
EC24-2R7M	2.7	±20%	55	7.96	0.30	650	67
EC24-3R3M	3.3	±20%	60	7.96	0.34	600	63
EC24-3R9M	3.9	±20%	65	7.96	0.36	570	43
EC24-4R7M	4.7	±20%	70	7.96	0.38	550	37
EC24-5R6M	56	±20%	70	7.96	0.40	520	32
EC24-6R8M	6.8	±20%	60	7.96	0.45	500	25
EC24-8R2M	8.2	±10%	60	7.96	0.50	460	16.5
EC24-100K	10	±10%	60	7.96	0.60	460	14
EC24-120K	12	±10%	50	2.52	0.65	380	12.5
EC24-150K	15	±10%	50	2.52	0.74	340	11
EC24-180K	18	±10%	50	2.52	0.80	320	8.5
EC24-220K	22	±10%	45	2.52	0.85	310	6.8
EC24-270K	27	±10%	45	2.52	0.95	290	4.8
EC24-330K	33	±10%	45	2.52	1.10	280	4.2
EC24-390K	39	±10%	45	2.52	1.90	220	4.2
EC24-470K	47	±10%	45	2.52	2.10	200	4.2
EC24-560K	56	±10%	40	2.52	2.30	200	4.1
EC24-680K	68	±10%	40	2.52	2.50	190	3.8
EC24-820K	82	±10%	40	2.52	2.70	180	3.5
EC24-101K	100	±10%	40	2.52	3.40	150	3.2
EC24-121K	120	±10%	55	0.796	4.70	150	2.5
EC24-151K	150	±10%	45	0.796	5.00	130	2.3
EC24-181K	180	±10%	50	0.796	5.65	130	2.2
EC24-221K	220	±10%	55	0.796	6.15	120	2.0
EC24-271K	270	±10%	50	0.796	7.10	120	1.8
EC24-331K	330	±10%	50	0.796	7.70	110	1.7
EC24-391K	390	±10%	50	0.796	10.45	100	1.6
EC24-471K	470	±10%	50	0.796	11.90	90	1.5
EC24-561K	560	±10%	50	0.796	13.25	90	1.4
EC24-681K	680	±10%	50	0.796	15.10	80	1.3
EC24-821K	820	±10%	45	0.796	20.0	60	1.2
EC24-102K	1000	±10%	40	0.796	21.0	60	0.9
EC24-122K	1200	±10%	30	0.252	32.0	55	0.82
EC24-152K	1500	±10%	30	0.252	44.0	45	0.76
EC24-182K	1800	±10%	30	0.252	50.0	40	0.68
EC24-222K	2200	±10%	30	0.252	54.0	45	0.52
EC24-272K	2700	±10%	30	0.252	61.0	35	0.4
EC24-332K	3300	±10%	30	0.252	68.0	35	0.28
EC24-392K	3900	±10%	30	0.252	74.0	30	0.12
EC24-472K	4700	±10%	30	0.252	80.0	30	0.10

Kai Ping Productwell Precision Elect.Co.,Ltd Tel:0750-2323113 Fax:0750-2312333 http:// www.productwell.com

I SELECTION GUIDE FOR STANDARD COILS

PART NO	INDUCTANCE（uH）	TOLERANCE (%)	Q MIN.	TEST FREQ (MHz)	DC RESISTANCE (Ω)MAX	RATED DC CURRENT (mA)MAX	S.R.F FREQ (MHz)MIN
EC22-R10M	0.10	±20%	50	25.2	0.20	460	170
EC22-R12M	0.12	±20%	35	25.2	0.20	445	170
EC22-R15M	0.15	±20%	35	25.2	0.25	440	165
EC22-R18M	0.18	±20%	35	25.2	0.30	430	160
EC22-R22M	0.22	±20%	35	25.2	0.40	400	150
EC22-R27M	0.27	±20%	35	25.2	0.43	380	150
EC22-R33M	0.33	±20%	35	25.2	0.48	370	150
EC22-R39M	0.39	±20%	35	25.2	0.51	350	150
EC22-R47M	0.47	±20%	35	25.2	0.56	330	150
EC22-R56M	0.56	±20%	35	25.2	0.61	320	150
EC22-R68M	0.68	±20%	35	25.2	0.67	310	150
EC22-R82M	0.82	±20%	35	25.2	0.74	290	150
EC22-1R0K	1.0	±10%	35	25.2	0.80	270	150
EC22-1R2K	1.2	±10%	40	7.96	0.90	260	140
EC22-1R5K	1.5	±10%	45	7.96	1.00	250	130
EC22-1R8K	1.8	±10%	45	7.96	1.10	240	120
EC22-2R2K	2.2	±10%	40	7.96	1.20	230	100
EC22-2R7K	2.7	±10%	40	7.96	1.30	220	100
EC22-3R3K	3.3	±10%	40	7.96	1.40	210	90
EC22-3R9K	3.9	±10%	40	7.96	1.60	200	60
EC22-4R7K	4.7	±10%	40	7.96	1.70	190	50
EC22-5R6K	5.6	±10%	40	7.96	1.90	180	40
EC22-6R8K	6.8	±10%	40	7.96	2.20	175	30
EC22-8R2K	8.2	±10%	40	7.96	2.20	165	25
EC22-100K	10	±10%	40	7.96	2.50	160	20
EC22-120K	12	±10%	45	2.52	2.50	150	15
EC22-150K	15	±10%	45	2.52	3.10	145	15
EC22-180K	18	±10%	45	2.52	3.10	140	13
EC22-220K	22	±10%	45	2.52	3.40	130	9
EC22-270K	27	±10%	45	2.52	4.30	125	7
EC22-330K	33	±10%	40	2.52	4.70	110	6.0
EC22-390K	39	±10%	40	2.52	5.20	115	6.0
EC22-470K	47	±10%	40	2.52	5.80	140	6.0
EC22-560K	56	±10%	60	2.52	6.40	130	6.0
EC22-680K	68	±10%	40	2.52	7.20	125	6.5
EC22-820K	82	±10%	40	2.52	11.0	95	5.0
EC22-101K	100	±10%	40	2.52	12.0	90	4.5
EC22-121K	120	±10%	35	0.796	13.0	90	3.5
EC22-151K	150	±10%	35	0.796	16.0	85	3.5
EC22-181K	180	±10%	35	0.796	18.0	80	3.0
EC22-221K	220	±10%	35	0.796	20.0	75	3.0
EC22-271K	270	±10%	35	0.796	22.0	65	2.5
EC22-331K	330	±10%	35	0.796	22.0	60	2.5

Kai Ping Productwell Precision Elect.Co.,Ltd Tel:0750-2323113 Fax:0750-2312333 http:// www.productwell.com

I PACKING

1. TAPE SPECIFICATIONS

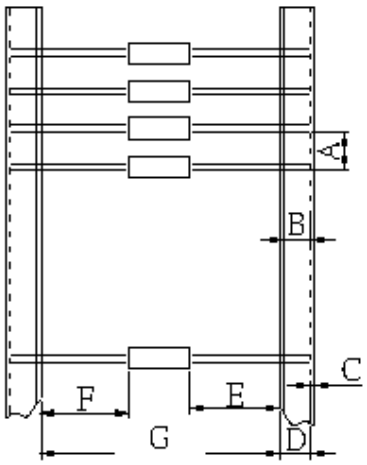

TYPE	A	B	C	D	1E-1F	G
EC36	5.0±0.5	5.0MIN	0.5MAX	6.0±1.0	1.0MAX	52±2
EC24	5.0±0.5	5.0MIN	0.5MAX	6.0±1.0	1.0MAX	52±2
EC22	5.0±0.5	5.0MIN	0.5MAX	6.0±1.0	1.0MAX	52±2