E27 D-SUB PCB RIGHT ANGLE (SMT) FOR NOTEBOOK



POSITION	A	B	C	D
9F	16.30	25.00	30.80	6.95
15F	24.60	33.30	39.20	6.95
25F	38.30	47.10	53.10	6.93
37F	54.80	63.50	69.40	6.82

POSITION	A	B	C	D
9M	16.92	25.00	30.80	6.95
15M	25.25	33.30	39.20	6.95
25M	38.96	47.10	53.10	6.93
37M	55.42	63.50	69.40	6.82

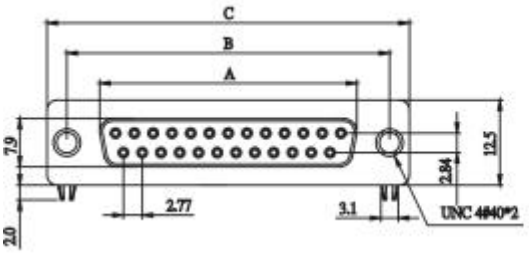

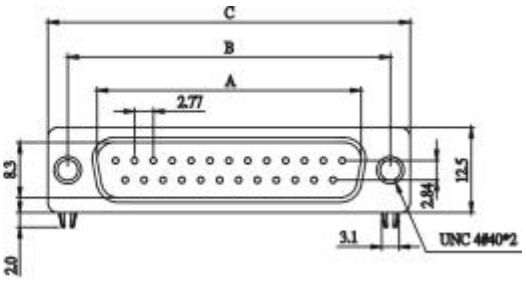

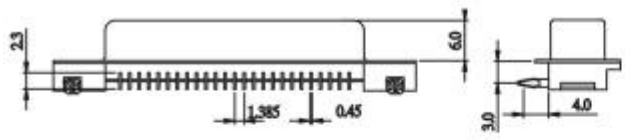

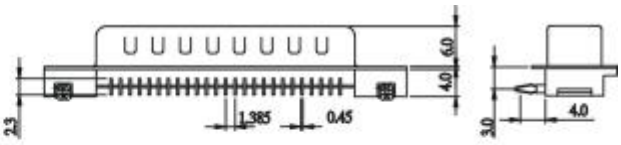

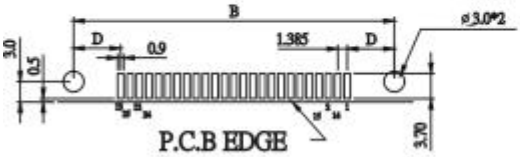

P.C.B EDGE
P.C.BOARD LAYOUT PATTERN
FEMALE

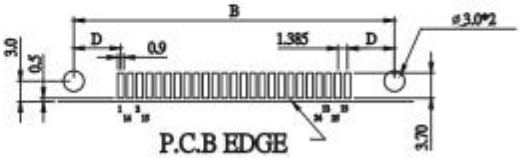

P.C.B EDGE
P.C.BOARD LAYOUT PATTERN
MALE

HOW TO ORDER:

E27 - 1 - 2 - 3 - 4 - 5 - 6 - 7

1.NO. OF CONTACT	2.CONTACT TYPE	3.CONTACT PLATING	4.SHELL PLATING
09 25	M: MALE F: FEMALE	T: TIN PLATED S: SELECTIVE G: GOLD FLASH A: 5u" INCH GOLD B: 10u" INCH GOLD C: 15u" INCH GOLD D: 30u" INCH GOLD	T: TIN N: NICKEL P: TIN + DIMPLE Q: NICKEL + DIMPLE Z: ZINC (CHROMATIC)
5.MOUNTING METHOD		6.ACCESSORIES	7.INSULATOR COLOR
B: 4-40 THREAD RIVET W / BOARDLOCK		A: NON ACCESSORIES B: ADD SCREW (4.8 * 11.8) C: FIX SCREW (4.8 * 11.8) D: ADD SCREW (5.8 * 12.0) E: FIX SCREW (5.8 * 12.0)	1. BLACK