Three-Way Power Divider
3 - 700 MHz

DS-328

V2.00

Features

- 0.4 dB Typical Midband Insertion Loss
- 28 dB Typical Midband Isolation
- 1.2:1 Typical Input VSWR

Guaranteed Specifications*

(From -55°C to +85°C)

Frequency Range		3-700 MHz
Insertion Loss (Less coupling)	3-500 MHz 500-700 MHz	0.70 dB Max 1.0 dB Max
Isolation	3-700 MHz	20 dB Min
Amplitude Balance	3-500 MHz 500-700 MHz	0.25 dB Max 0.4 dB Max
Phase Balance	3-500 MHz 500-700 MHz	3° Max 4° Max
VSWR (All Ports)	10-500 MHZ 3-700 MHz	1.3:1 Max 1.5:1 Max

Operating Characteristics

Impedance	50 Ohms Nominal
Maximum Power Rating or Input Power	1.0 Watt Max
Internal Load Dissipation	0.125 Watt Max

Environmental

MIL-STD-202 screening available.

Pin Configuration

DS-328 IN;P11, Outputs, P2, P5, P8

*All specifications apply with 50 ohm source and load impedance. This product contains elements protected by United States Patent Number 3,428,920.

Ordering Information

Model No.	Package
DS-328 PIN	TO-8-2

TO-8-2

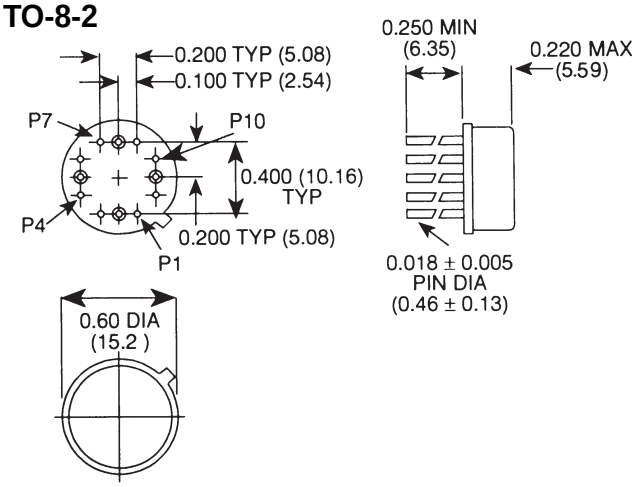

Dimensions in ( ) are in mm.
Unless Otherwise Noted: .xxx = ±0.010 (.xx = ±0.25)
.xx = ±0.02 (.x = ±0.5)
Bottom of Case is AC Ground.

Typical Performance

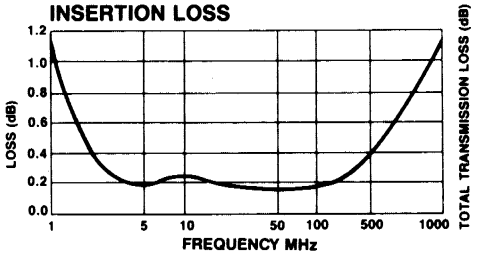

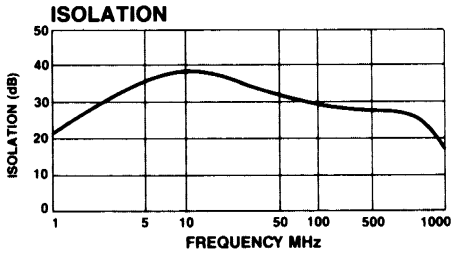

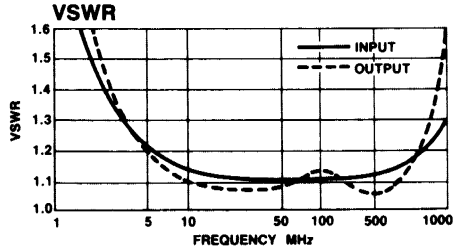

AMP and Connecting at a Higher Level are trademarks.
Specifications subject to change without notice.