March 6, 2007

DATATRONIC
DISTRIBUTION, INC.

SMD INDUCTOR DR353-4 SERIES

Features

- **Low Profile Surface Mount Design**
- **Flat Top for Pick and Place**
- **Inductance Range from 1.0µH to 33.0µH**
- **Operating Temp. -25°C to + 85°C**
- **Tinned Leads with Leaded Solder is Available** (note 6)



ELECTRICAL SPECIFICATIONS AT 25ºC

Part No.	Inductance (µH)		DCR (Ω) Max.	I_{rated} (mA) Max.	SRF (MHz) Min.
DR353-4-102	1.0±20%	@1MHz	0.08	1080	100
DR353-4-152	1.5±20%	@1MHz	0.09	1000	85
DR353-4-222	2.2±20%	@1MHz	0.11	900	60
DR353-4-332	3.3±20%	@1MHz	0.13	800	47
DR353-4-472	4.7±20%	@1MHz	0.15	750	35
DR353-4-682	6.8±20%	@1MHz	0.20	720	30
DR353-4-103	10±10%	@1MHz	0.24	650	23
DR353-4-153	15±10%	@1MHz	0.32	570	20
DR353-4-223	22±10%	@1MHz	0.60	420	15
DR353-4-333	33±10%	@1MHz	1.00	310	12

MECHANICAL OUTLINES

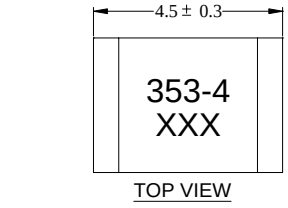

TOP VIEW

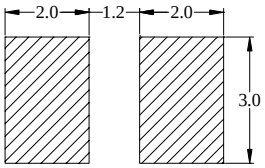

PCB SOLDER PAD LAYOUT (REF.)

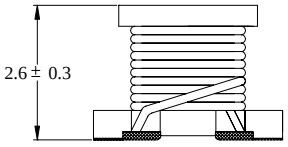

FRONT VIEW

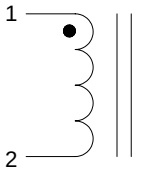

SCHEMATIC

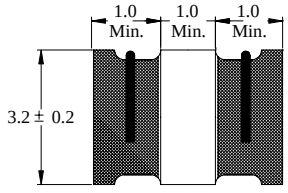

BOTTOM VIEW

Notes:

1. All dimensions are shown in millimeter “mm”
2. General tolerance ±0.2mm, unless other specified
3. I_{rated} for an approximate 40°C temperature rise
4. I_{rated} for an approximate 20% drop maximum of the initial value
5. Tape and reel quantity, 500 pcs/reel
6. For non-RoHS parts replace DR prefix with 42- (e.g. DR353-4 becomes 42-353-4)
7. Terminal finish is compliant to RoHS requirements. Solder in accordance with J-STD-020C

DATATRONIC: 28151Highway 74, Romoland, CA 92585 Tel: 951-928-7700 Toll Free Tel: 888-889-5391 Fax: 951-928-7701
Email: ddisales@datatronics.com
499 King’s Road, Hong KongTel: (852) 2562 3858, (852) 2564 8477 Fax: (852) 2565 7214, (852) 2563 1290
All specifications are subject to change without notice.