SunLED
www.SunLED.com

Part Number: **DMR10A3-A**

10.2mm (0.4") THREE DIGIT NUMERIC DISPLAY

Features

- 0.4 INCH DIGIT HEIGHT.
- LOW CURRENT OPERATION.
- EXCELLENT CHARACTER APPEARANCE.
- EASY MOUNTING ON P.C. BOARDS OR SOCKETS.
- I.C. COMPATIBLE.
- MECHANICALLY RUGGED.
- STANDARD : GRAY FACE, WHITE SEGMENT.
- RoHS COMPLIANT.

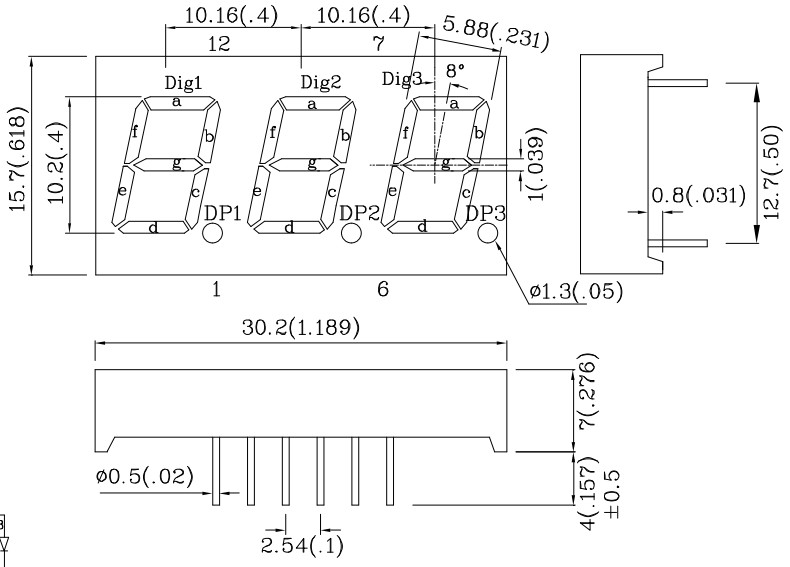

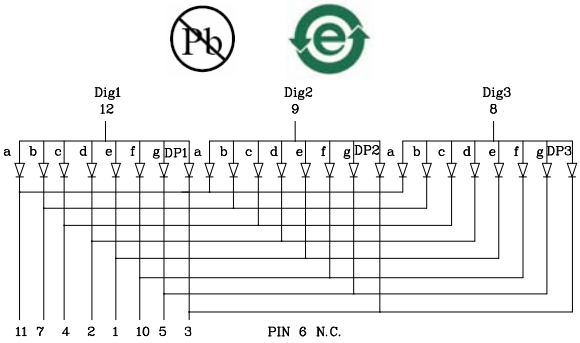

Notes:

1. All dimensions are in millimeters (inches).
2. Tolerance is ± 0.25(0.01") unless otherwise noted.
3. Specifications are subject to change without notice.

Absolute Maximum Ratings (TA=25°C)		**MR (GaAlAs)**	**Unit**
Reverse Voltage	V_R	5	V
Forward Current	I_F	30	mA
Forward Current (Peak) 1/10 Duty Cycle 0.1ms Pulse Width	iFS	155	mA
Power Dissipation	P_T	75	mW
Operating Temperature	T_A	-40 ~ +85	°C
Storage Temperature	Tstg	-40 ~ +85	
Lead Solder Temperature [2mm Below Package Base]	260°C For 3–5 Seconds		

Operating Characteristics (TA=25°C)		**MR (GaAlAs)**	**Unit**
Forward Voltage (Typ.) (I_F=10mA)	V_F	1.8	V
Forward Voltage (Max.) (I_F=10mA)	V_F	2.5	V
Reverse Current (Max.) (V_R=5V)	I_R	10	uA
Wavelength Of Peak Emission (Typ.) (I_F=10mA)	λ P	660	nm
Wavelength Of Dominant Emission (Typ.) (I_F=10mA)	λ D	640	nm
Spectral Line Full Width At Half-Maximum (Typ.) (I_F=10mA)	Δλ	20	nm
Capacitance (Typ.) (V_F=0V, f=1MHz)	C	45	pF

Part Number	Emitting Color	Emitting Material	Luminous Intensity (IF=10mA) ucd		Wavelength nm λ P	Description
			min.	typ.		
DMR10A3-A	Red	GaAlAs	4700	17990	660	Common Anode, Rt. Hand Decimal

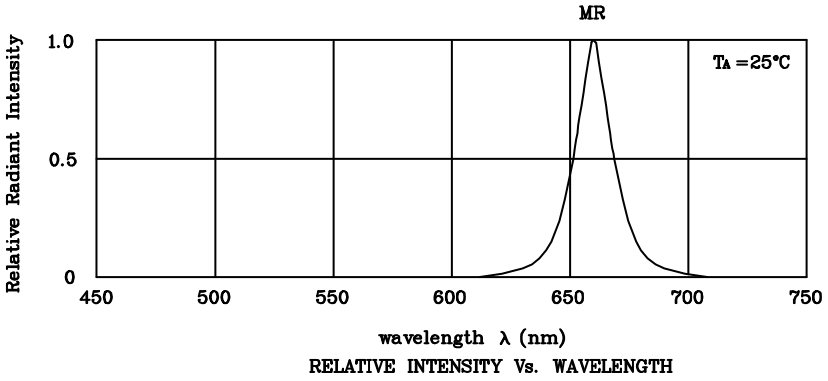

RELATIVE INTENSITY Vs. WAVELENGTH

❖ MR

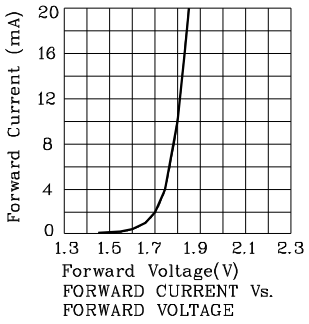

FORWARD CURRENT Vs.
FORWARD VOLTAGE

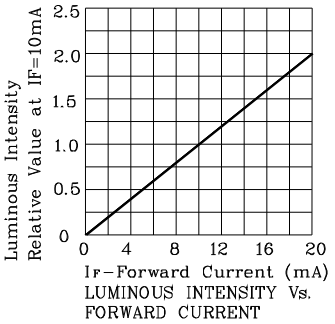

LUMINOUS INTENSITY Vs.
FORWARD CURRENT

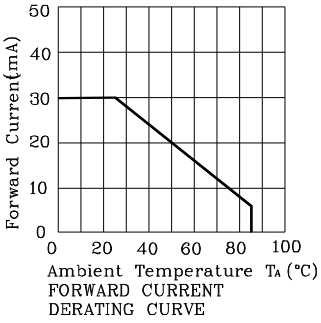

FORWARD CURRENT
DERATING CURVE

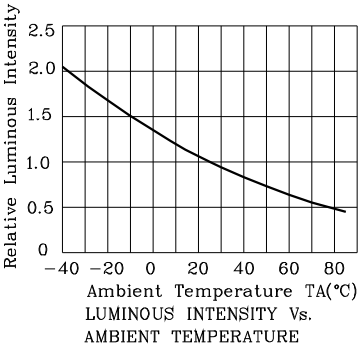

LUMINOUS INTENSITY Vs.
AMBIENT TEMPERATURE

Wave Soldering Profile For Lead-free Through-hole LED.

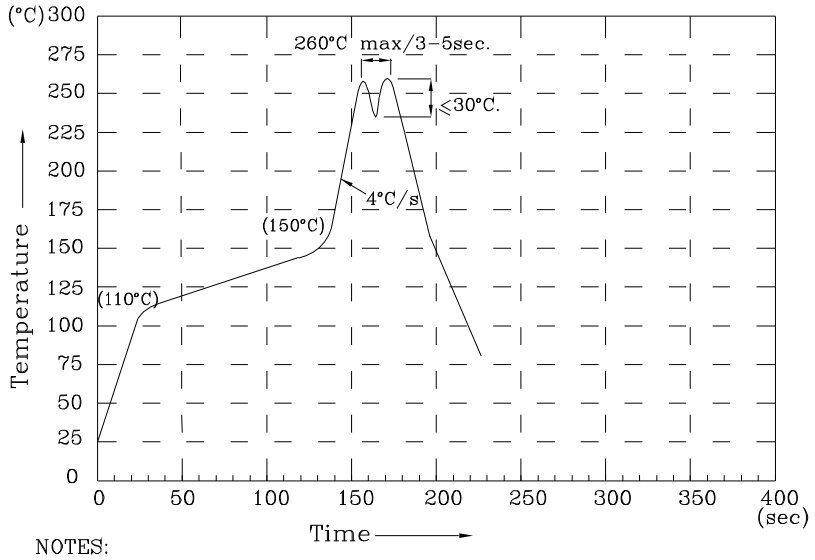

NOTES:

1.Recommend the wave temperature 245°C~260°C.The maximum soldering temperature should be less than 260°C.
2.Do not apply stress on epoxy resins when temperature is over 85 degree°C.
3.The soldering profile apply to the lead free soldering (Sn/Cu/Ag alloy).
4.No more than once.

Remarks:

If special sorting is required (e.g. binning based on forward voltage, Luminous intensity/ luminous flux, or wavelength), the typical accuracy of the sorting process is as follows:

1. Wavelength: +/-1nm
2. Luminous intensity/ luminous flux: +/-15%
3. Forward Voltage: +/-0.1V

Note: Accuracy may depend on the sorting parameters.

PACKING & LABEL SPECIFICATIONS DMR10A3-A

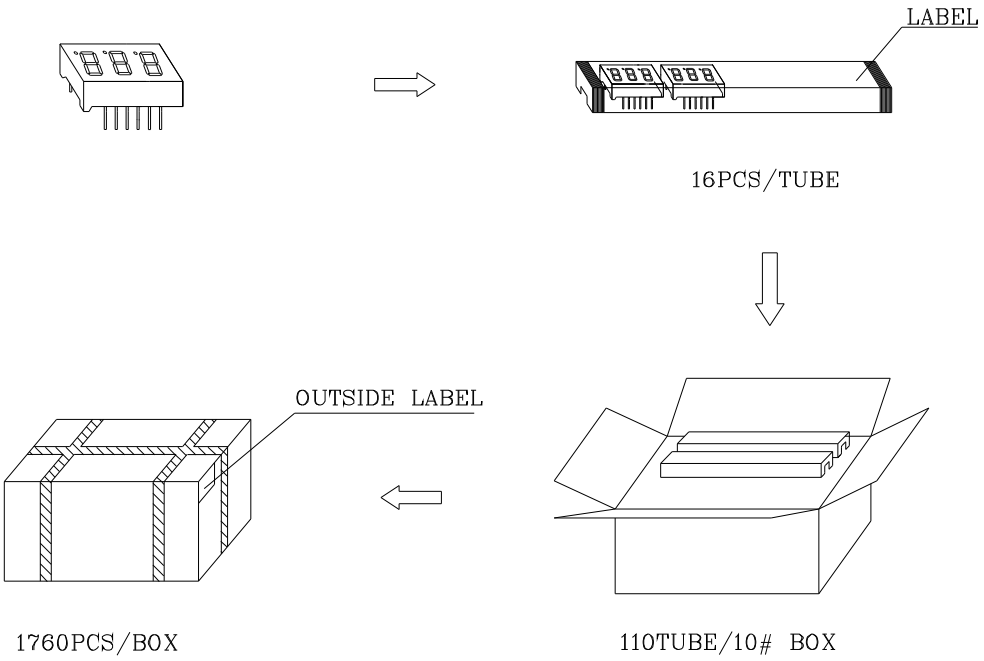

Inside LABEL Paste On The IC-tube

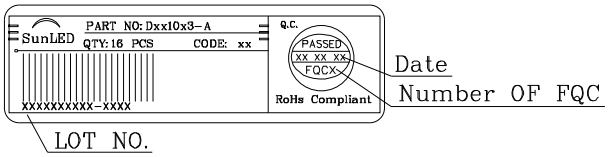

Outside LABEL Paste On The Box

