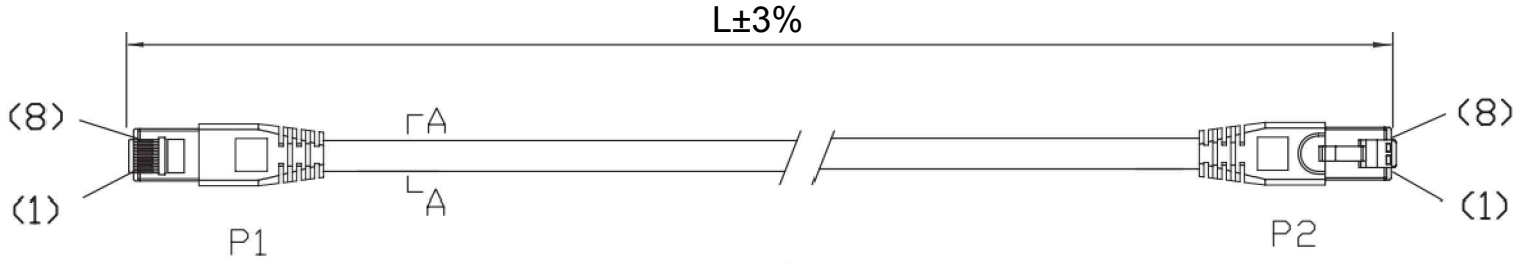

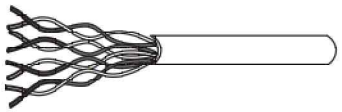

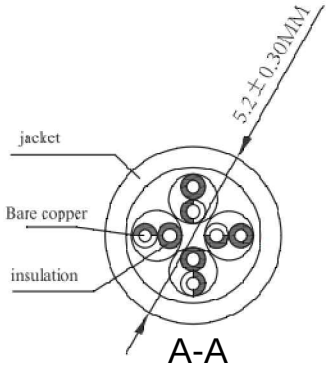

PIN OUT

P1	WIRE COLOR	P2
1	ORANGE/WHITE	1
2	ORANGE	2
3	GREEN/WHITE	3
6	GREEN	6
4	BLUE	4
5	BLUE/WHITE	5
7	BROWN/WHITE	7
8	BROWN	8

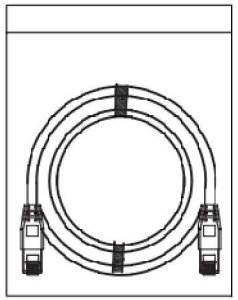

SPECIFICATIONS:
1. CONDUCTOR:
   1.1 CONDUCTORS: 24AWG 7*0.19±0.015mm
1.2 CONDUCTOR INSULATION COLOR CODING: ONE WHITE/ORANGE,ONE ORANGE,ONE WHITE/GREEN, ONE GREEN, ONE BLUE,ONE WHITE/BLUE,ONE WHITE/BROWN,ONE BROWN.
2. CABLE JACKET
2.1 PRINTING ON THE JACKET: CM (UL) C(UL) 4P 24AWG UTP CAT.5E PATCH CABLE ISO/IEC 11801 & EN 50288 & ANSI/TIA-568-C.2
3. CABLE ASSEMBLY
   3.1 SEE SECTION A-A FOR DIMENSIONS
   3.2 CABLE TIE: WHITE TIE
   3.3 WIRING T568B COLOR
   3.4 CONTACT PLUG: RJ45 8P8C 3u pc UL 94V-2
4. CABLE JACKET COLOR: ACCORDING TO CUSTOMER'S REQUEST
5. Dielectric strength: 2.5KV dc-2seconds
6. Working temperatures: -20~60° c

DK-1511-XXX/XX

color:
BL(black),WH(white),B(blue),G(grey)

Length: (in feet)
1,3,5,7,10,15,20,25,50,100

RoHS compliant

Scale	FREE						Date	Name	Customer-No.
TOLERANCE						Drawn	24.06.2014	Joanna	
X.	±X					Approved	24.06.2014	Joanna	ASSMANN WSW-No. DK-1511-XXX/XX
X.X									
X.XX									Drawing-No. ASS 7160 CA rev00
DIM	TOL								
X.°		⓪	Drawn	24.06.2014	Joanna				
									Replace SHEET
Angle	TOL	Id.	Modification	Date	Name				

ASSMANN wsw components