Rev	AWO #	Description	Date	Appr
-		RELEASED	2/6/14	

APPROVED: _____

DATE: _____ TITLE: _____

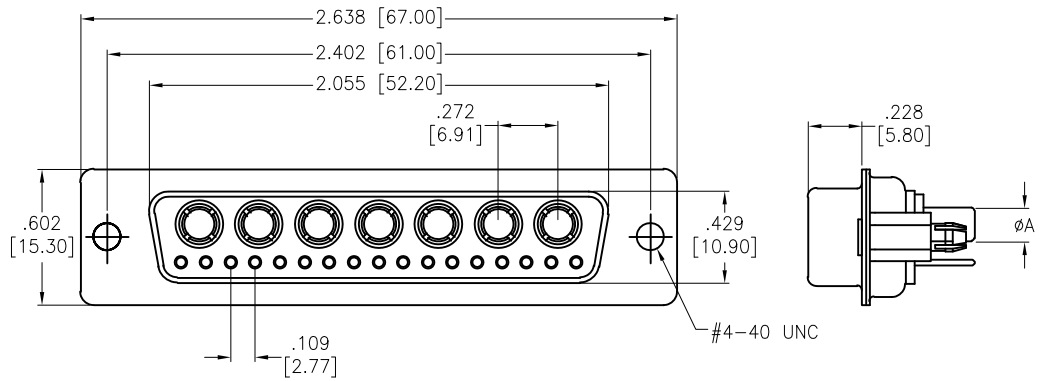

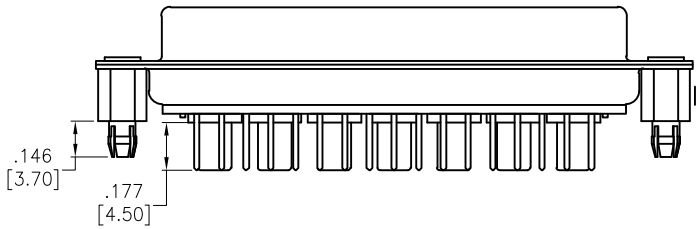

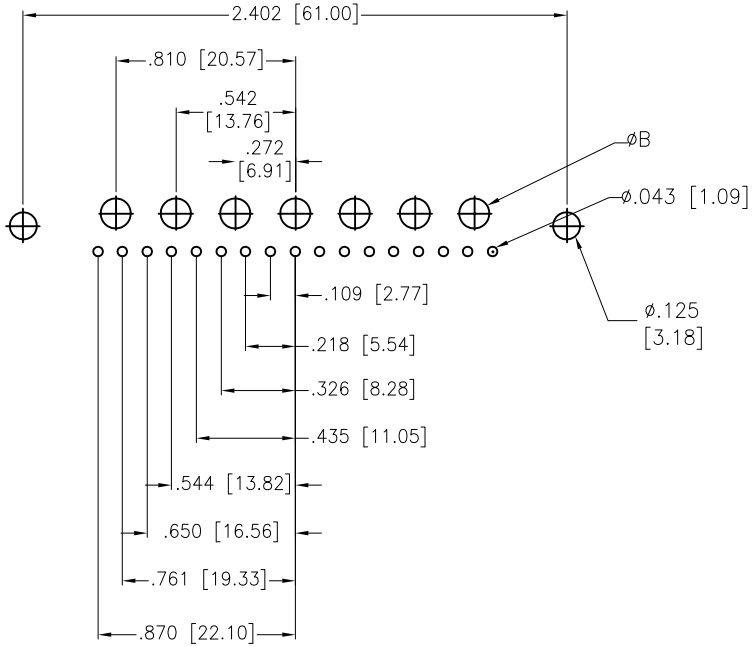

RECOMMENDED PCB LAYOUT

ADAM P/N	Current Rating	Dim øA	Dim øB
D24W7-STP-6-1-BL	40 Amps	ø.148 [3.75]	ø.165 [4.20]
D24W7-STP-5-1-BL	30 Amps	ø.126 [3.20]	ø.144 [3.65]
D24W7-STP-4-1-BL	20 Amps	ø.110 [2.80]	ø.129 [3.28]
D24W7-STP-3-1-BL	10 Amps	ø.067 [1.70]	ø.087 [2.20]

SPECIFICATIONS:
Material:
Insulator: Thermoplastic, glass filled, rated UL 94V-0
Insulator color: Black
Contacts: Brass
Shell: Steel, Tin plated
Boardlock: Brass, Nickel plated
Plating:
Gold over Nickel underplate overall
Electrical:
Current rating: 10 - 40 Amps (Power Contact)
5 Amps (Signal Contact)
Contact resistance: 10 mohms max
Insulation resistance: 5,000 Mohms min
Dielectric withstanding voltage: 1,000 VAC for 1 minute
Temperature Rating:
Operating temperature: -55°C to +125°C
Environmental:
Lead free, RoHS compliant

RoHS COMPLIANT

UNLESS OTHERWISE SPECIFIED
ALL DIMENSIONS ARE INCHES [MM]
TOLERANCES: EXCEPT AS NOTED

INCHES		HOLES	
.X	± .10	Ø.X	±.10
.XX	± .020	Ø.XX	±.015
.XXX	± .015	Ø.XXX	±.010

APPROVALS		DATE
DRAWN	HR	2/6/14
CHECKED	NP	2/6/14
APPROVED		

ADAM TECH
909 Rahway Avenue, Union, NJ 07083
Phone: 908-687-5000 Fax: 908-687-5710

TITLE: D-SUB CONNECTOR, SIGNAL-POWER TYPE, SOCKET, STRAIGHT PCB, W/ BOARDLOCK

SIZE	PART NO.	REV.
X	D24W7-STP-X-BL	-

REF: S00019T | SCALE: NTS | SHEET 1 OF 1