Schottky Barrier Rectifiers

D20PS80L--D20PS100L

Features

- Metal silicon junction, majority carrier conduction
- High surge capability
- High temperature soldering guaranteed: 260°C/10 seconds
- High current capability, low forward voltage drop
- RoHS Compliant





Top View **Bottom View**

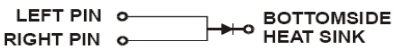

Mechanical Data

- Case: TO-277B molded plastic
- Molding compound, UL flammability classification rating 94V-0
- Terminals: Solder plated, solderable per MIL- STD-202,Method 208

Maximum Ratings (@T_A = 25°C unless otherwise specified)

Characteristic	Symbol	D20PS80L	D20PS90L	D20PS100L	Units
Peak repetitive reverse voltage	V_{RRM}	80	90	100	V
RMS reverse voltage	V_{RMS}	56	63	70	V
DC blocking voltage	V_{DC}	80	90	100	V
Maximum average forward output current	$I_{F(AV)}$	20			A
Peak forward surge current, 8.3ms single half-sine-wave	I_{FSM}	250			A

Thermal Characteristics

Parameter	Symbol	D20PS80L	D20PS90L	D20PS100L	Units
Typical thermal resistance (Note 1)	$R_{\Theta JA}$	60			°C /W
	$R_{\Theta JC}$	20			
	$R_{\Theta JL}$	15			
Operating junction temperature range	T_J	- 55 ---- + 150			°C
Storage temperature range	T_{STG}	- 55 ---- + 150			°C

Note:

1. Device mounted on PCB with 10 mm x 20 mm x 0.1mm copper pad areas

Schottky Barrier Rectifiers D20PS80L--D20PS100L

Electrical Characteristics (@T_A = 25°C unless otherwise specified)

Parameter	Symbol	Test conditions		Typ.	Max.	Units
Maximum instantaneous forward voltage(Note 1)	V_F	I_F=20A	@T_A=25°C	--	0.66	V
Maximum Reverse current (Note 2)	I_R	Rated V_R,	@T_J=25°C	--	250	μ A
			@T_J=100°C	--	20	m A

Note:

1.Pulse test: 300us pulse width, 1 % duty cycle

2.Pulse test: Pulse width 40ms

Schottky Barrier Rectifiers

D20PS80L--D20PS100L

Fig.1-Forward Current Derating Curve

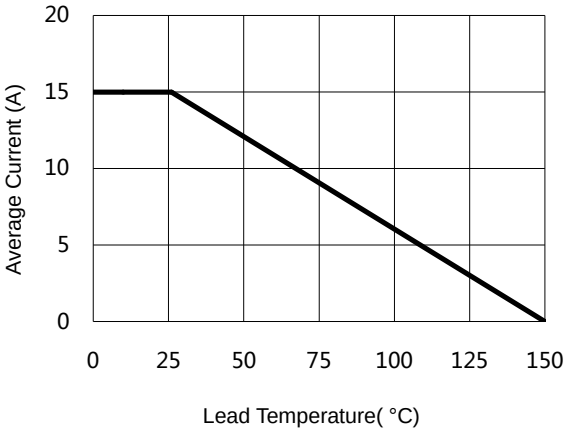

Fig.2- Surge Current Derating Curve

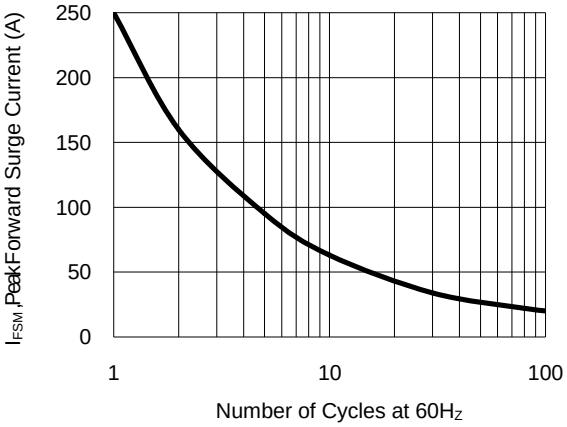

Fig.3- Typical Forward Voltage Characteristic

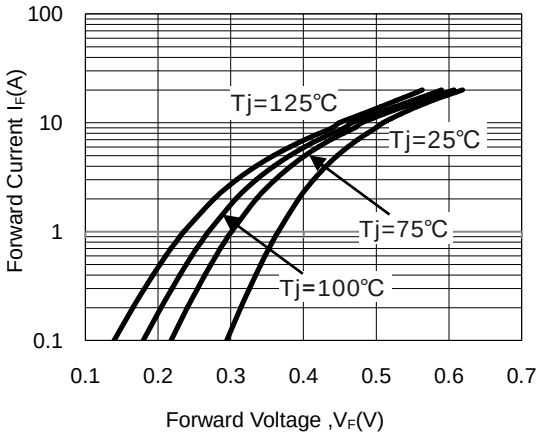

Fig.4- Typical Reverse Characteristic

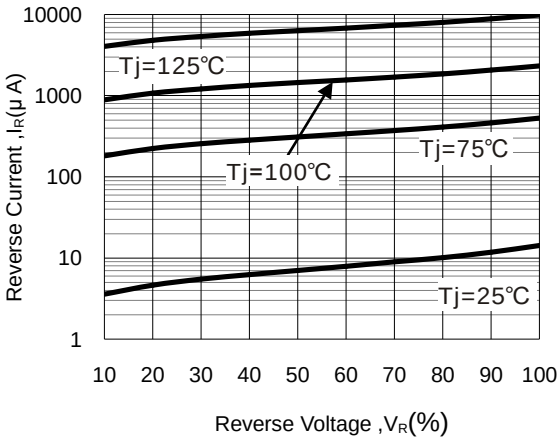

Schottky Barrier Rectifiers D20PS80L--D20PS100L

Package Outline Dimensions(unit:mm)

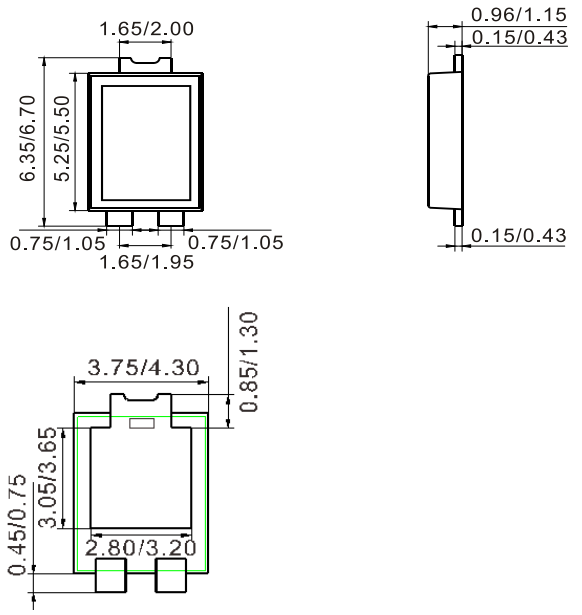

Mounting Pad Layout(unit:mm)

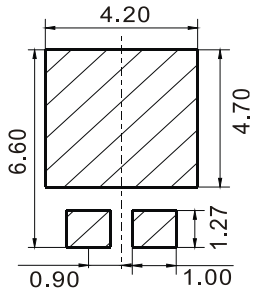

Ordering Information

Part No.	Marking	Package	Shipping
D20PS80L	D20S80L	TO-277B	4000 / Tape&Reel
D20PS90L	D20S90L	TO-277B	4000 / Tape&Reel
D20PS100L	D20SAL	TO-277B	4000 / Tape&Reel