Accessories
AC Split-Core Current Transformer
Type CTD-10S (max 50x126 mm)



- **Bus-bar type split-core current transformer**
- **Class 1 accuracy**
- **Currents from 400 A to 3200 A**
- **Up to 10 Bus-bar isolated fixing screws**
- **Double screw terminals (up to 8-wire connections)**
- **Sealable terminal block covers**
- **Sealable fixing split-core screws**

Product Description

Split-core current transformer with bus-bar mountng facility. Rated primary currents from 400 A to 3200 A.

Ordering Key

CTD-10S 2000 5A XXX

Model
Primary current
Secondary current
Option

Type Selection

Primary current	Secondary current	Option
From 400A to 3200A (Refer to the Range Table)	**1A (on request)** **5A**	**XXX:** none **XTX:** tropicalization (on request)

Input Specifications

Operating frequency	48 to 62 Hz
Max. system voltage	0.72 kV
Rated insulation level	3 kV/1 min. @ 50 Hz
Insulation class	E (max 75°C)
Short-time current rating I_{th} I_{dyn}	 Typical 100 I_n /1 s 2.5 I_{th} The short-time thermal current I_{th} is anyway limited by the cable/bus-bar size
Extended current rating	refer to the Range Table
Security factor (FS)	≤ 5 (Class: 1 and 3)

General Specifications

Standards	According to EN61869-2
Housing	ABS, self-extinguishing: UL 94 V-0
Mounting	Bus-bar mounting
Standard accessories	Two terminal block screws. Ten bus-bar fixing screws. Ten plastic caps for bus-bar fixing screws. Two sealable terminal block covers.
Special features	1 A secondary current, Tropicalization

Working temperature	-25°C to: refer to the Range Table (-13°F to: refer to the Range Table) (R.H. < 90% non condensing @ 40°C)
Storage temperature	-30°C to +70°C (-22°F to 158°F) (R.H. < 90% non condensing @ 40°C)
Approvals	CE. cURus and CSA (400A to 2000A)
Connection Cable cross section area	Screw type From 1.5 to 6 mm^2 Min/Max screws tightening torque relevant to terminal block screws: From 1 to 2 Nm Max screws tightening torque relevant to the cable/bus-bar fixing screws: 0,3 Nm
Protection degree	IP00 (with sealable terminal covers) IP20 (with sealable terminal block covers + wire terminals)
Bus-bar size	Max. 51x125 mm
Weight	From 450 to 700 g

Output Specifications

Rated secondary current	5 A or 1 A

Range Table

Model CTD-10S from 400A to 1200A				
Primary Current	Temperature	Extended current rating	Burden (VA)	
A			CL 1	CL 3
400	(@60°C/140°F)	120%	1	7
500	(@60°C/140°F)	120%	3	10
600	(@60°C/140°F)	120%	5	12
700	(@60°C/140°F)	120%	8	15
750	(@60°C/140°F)	120%	10	15
800	(@60°C/140°F)	120%	10	15
1000	(@60°C/140°F)	120%	12	20
1200	(@50°C/122°F)	120%	15	25

Model CTD-10S from 1250A to 3200A				
Primary Current	Temperature	Extended current rating	Burden (VA)	
A			CL 1	CL 3
1250	(@50°C/122°F)	120%	15	25
1500	(@50°C/122°F)	120%	20	30
1600	(@50°C/122°F)	120%	20	30
2000	(@50°C/122°F)	100% **(+)**	25	40
2500	(@50°C/122°F)	100% **(*)**	30	50
3000	(@40°C/104°F)	100% **(*)**	30	50
3200	(@40°C/104°F)	100% **(*)**	30	50

(*) A max overload of 120% for 1 min. every 30 min. is allowed.
(+) A continuous overload of 120% of the range is allowed @ amb. temp. 40°C max.

Benefits



- Easy way to open and close the CT core by the dedicate seleable screws (see figure 1).
- Bridging of current transformer output without changing the connection of the secondary, so to avoid any output overvoltage during either the maintenance or the installation procedure (see figure 2).
- Easy output and earth connection (see fig. 3).
- Multiple screws provided with isolation cap screws to grant a strong and reliable fixing of the current transformer to the bus-bar (see figure 4).
- Screw terminals compatible with any kind of wire terminals and protection of screw terminals using specific sealable covers to assure always the best safety (see figure 5-6-7-8).

Dimensions (mm)

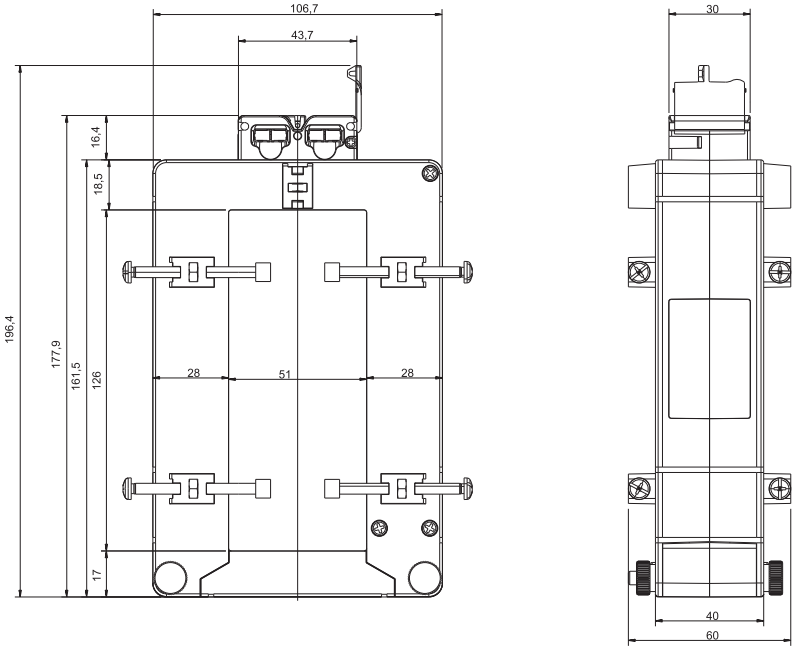

Wiring Diagram

