Compact Technology

CT4A01 thru CT4A07

PLASTIC SILICON RECTIFIERS

REVERSE VOLTAGE **- 50** to **1000** Volts
FORWARD CURRENT **- 4.0** Amperes

FEATURES

- **Low cost**
- **Diffused junction**
- **Low forward voltage drop**
- **Low reverse leakage current**
- **High current capability**
- **The plastic material carries UL recognition 94V-0**

MECHANICAL DATA

- Case : JEDEC DO-201AD molded plastic
- Polarity : Color band denotes cathode
- Weight : 0.04 ounces, 1.1 grams
- Mounting position : Any

DO-201AD

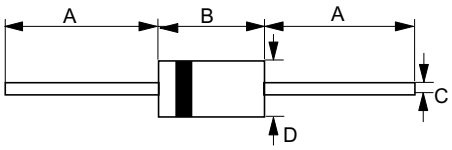

	DO-201AD	
Dim.	Min.	Max.
A	25.4	-
B	7.20	9.50
C	1.20 ∅	1.30∅
D	4.80∅	5.30∅
Dimensions in millimeters		

MAXIMUM RATINGS AND ELECTRICAL CHARACTERISTICS

Ratings at 25℃ ambient temperature unless otherwise specified.
Single phase, half wave, 60Hz, resistive or inductive load.
For capacitive load, derate current by 20%

CHARACTERISTICS	SYMBOL	CT4A01	CT4A02	CT4A03	CT4A04	CT4A05	CT4A06	CT4A07	UNIT
Maximum Recurrent Peak Reverse Voltage	V_{RRM}	50	100	200	400	600	800	1000	V
Maximum RMS Voltage	V_{RMS}	35	70	140	280	420	560	700	V
Maximum DC Blocking Voltage	V_{DC}	50	100	200	400	600	800	1000	V
Maximum Average Forward Rectified Current @T_A=60℃	$I_{(AV)}$	4.0							A
Peak Forward Surge Current 8.3ms single half sine-wave super imposed on rated load (JEDEC Method)	I_{FSM}	180							A
Maximum forward Voltage at 4.0A DC	V_F	1.0							V
Maximum DC Reverse Current @T_J=25℃ at Rated DC Blocking Voltage @T_J=100℃	I_R	10 100							uA
Typical Junction Capacitance (Note 1)	C_J	100							pF
Typical Thermal Resistance (Note 2)	$R_{\theta JA/JC}$	15/11							℃/W
Operating Temperature Range	T_J	-55 to +150							℃
Storage Temperature Range	T_{STG}	-55 to +150							℃

NOTES : 1.Measured at 1.0MHz and applied reverse voltage of 4.0V DC.
2.Thermal Resistance Junction to Ambient and Junction to Case.

RATINGSAND CHARACTERISTIC CURVES

FIG.1- MAXIMUM FORWARD CURRENT DERATING CURVE

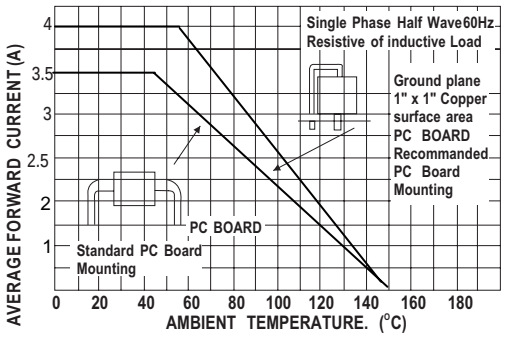

FIG.2- TYPICAL FORWARD CHARACTERISTICS

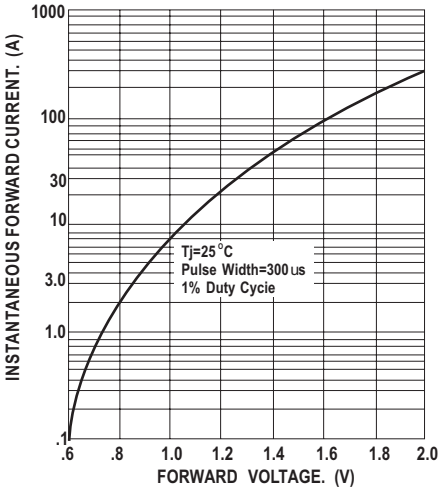

FIG.3- TYPICAL REVERSE CHARACTERISTICS

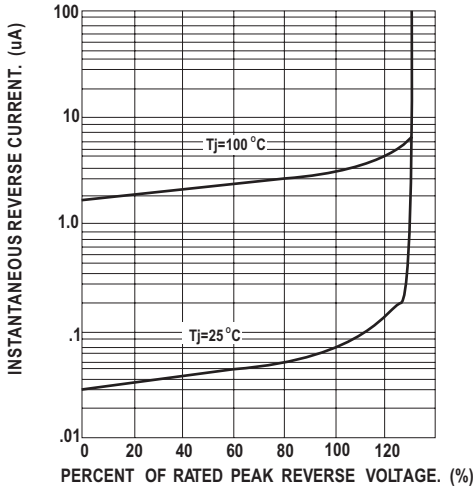

FIG.4- MAXIMUM NON-REPETITIVE FORWARD SURGE CURRENT

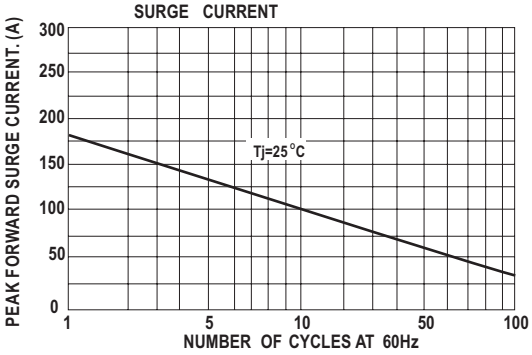

FIG.5- TYPICAL JUNCTION CAPACITANCE

