AMERICAN MICROSEMICONDUCTOR

CL01-15

Technical Specifications

FEATURES

- High Overload Surge Capacity
- Durable Epoxy Resin Package



To order with quick disconnect terminals, use the ***partnum*-TERM**

ABSOLUTE MAXIMUM RATINGS

V_{RRM}	Repeating Peak Reverse Voltage (kV):	15
T_{JMAX}	Max. junction temp.(°C):	120
T_{STG}	Storage temp.(°C):	-40 to +120
I_O	Avg. Forward Current (mA):	350
I_{FSM}	Forward Surge Current (A):	30

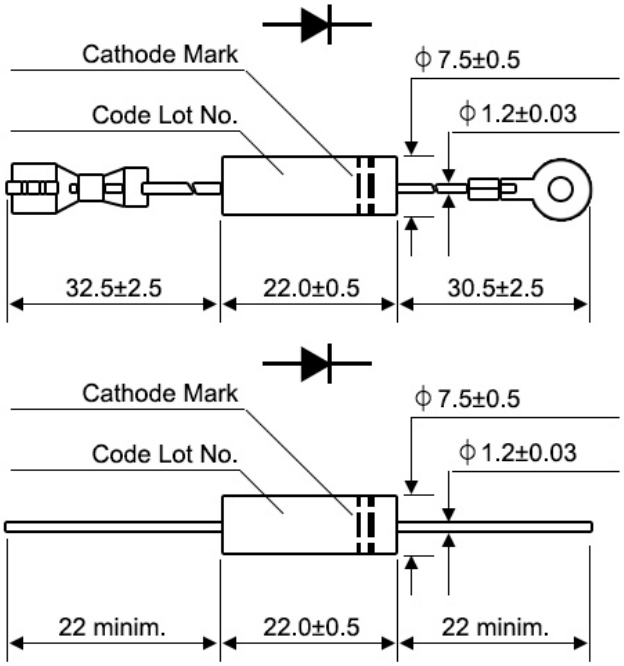

ELECTRICAL CHARACTERISTICS

I_{R1} Normal temp. Reverse Current (μA) @ $V_R=V_{RRM}$:	2.0 max
I_{R2} High temp. Reverse Current (μA) @ $V_R=V_{RRM}$, $T_{amb}=100°C$:	50 max
V_F Forward Voltage Drop (V) @ $I_F=350mA$:	10.5

TEST CONDITIONS

High temp. Reverse Voltage @ 1000 hrs.:	$V_{RM}=V_{RRM}$, f=50Hz, $T_{AMB}=100°C$ Half sine voltage with f=50Hz applied, $T_{AMB}=100°C$
High temp. storage @ 1000 Hrs.:	$T_{AMB}=130±2°C$
Soldering Resistance Heat Test:	Solder trough temp.: 350±10°C, Dip Time: 3.5s ± 0.5s
High pressure smoke test @ 10 hrs.:	120°C, 2 x 10^5pa
Insulation Resistance Test (1000MΩ):	Between the center of the body and terminal *(See Fig. 1)*
Insulation Strength Test @ 10KV:	1 min. between center of the body and terminal. *(Fig.1)*
Lead bend test:	Force 10 N to the lead, bent it to pos. and neg. 90°
Lead pull test:	Force 70 N of axial to the lead for 1 min.

Insulation resistance test condition: Measure between A and B by using a DC 500V Insulation resistance tester

Insulation strength test condition: Apply half sine wave voltage with 10kV wave height between A and B in insulation liquid

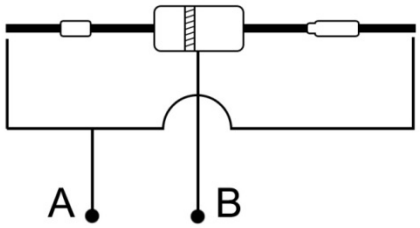

American Microsemiconductor Inc.
133 Kings Road, Madison, NJ 07940
tel. 973-377-9566 fax. 973-377-3078

AS/EN/JISQ/ 9100:2009 REV C and ISO 9001:2008 Certificate No: 45325

http://www.americanmicrosemiconductor.com

Downloaded from Alldatasheet.com