CL-482S シリーズ

Mono-Color Side-Lighting Type **CL-482S Series**



1.8(L)×1.1(W)×0.3(H)mm

● 小型･薄型の白色LEDです。

● Compact and thin white LED

●絶対最大定格/Absolute Maximum Rating※1 (Ta 25℃)

Product code	Pd (mW)	I_F (mA)	I_{FP}※2 (mA)	V_R (V)	Top (℃)	Tst (℃)
CL-482S-WR	76	20	50	5	−25～+80	−30～+85
CL-482S-WS	76	20	50	5	−25～+80	−30～+85

※1 1素子当たりの値です。/The values are based on 1-die performance.

※2 I_{FP}の条件はduty1/10、パルス巾30msecです。/Condition for I_{FP} is pulse of 1/10 duty and 30msec width.

●電気的光学的特性/Electro-optical Characteristics (Ta 25℃)

Parameter		Symbol	Conditions	MIN	TYP	MAX	Unit
順電圧/Forward Voltage※1	CL-482S-WR	V_F	I_F=5mA	—	2.9	3.15	V
	CL-482S-WS			—	2.9	3.15	
逆電流/Reverse Current※1		I_R	V_R=5V	—	—	100	μA
光度/Luminous Intensity※2	CL-482S-WR	I_V	I_F=5mA	40	85	—	mcd
	CL-482S-WS		I_F=5mA	—	115	—	

色度座標/Chromaticity coordinates※3		x, y	I_F=5mA		x(±0.02)	y(±0.02)	
				a	0.28	0.236	
				b	0.28	0.301	
				c	0.34	0.386	
				d	0.34	0.321	

※1 1素子当たりの値です。/The values are based on 1-die performance.

※2 NIST規格に準拠、各素子同時点灯の値です。

Compliant with NIST. The values are based on the condition that each die lights simultaneously.

※3 色度座標は、a、b、c、dに囲まれた範囲です。/Chromaticity coordinates is surrounded with a,b,c,d

●外形寸法図/Outline drawing

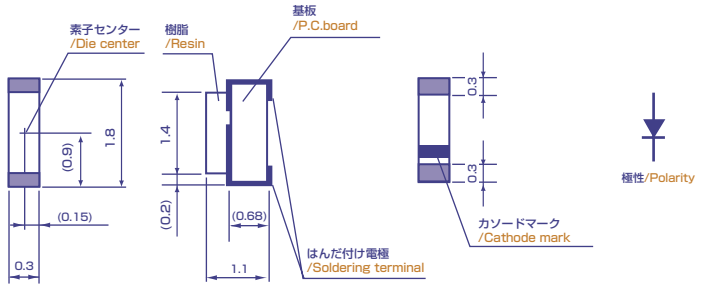

※外形寸法図は、<WR> <WS>とも共通となります。

※The dimensional outline drawings are common in <WR>, and <WS>.

単位/Unit : mm

推奨はんだ付けパターン

The following soldering patterns are recommended for reflow-soldering:

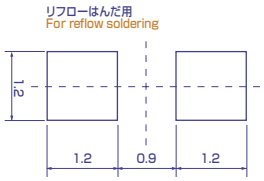

■ 諸特性／Characteristics

＊〈WS〉につきましてはカタログ不掲載のため、詳細につきましてはお問い合わせください。

＊ <WS> are not listed in this catalog. Please consult with us for details.

I_F-V_F 特性
I_F-V_F Characteristics

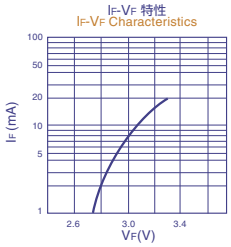

V_F-Ta 特性
V_F-Ta Characteristics

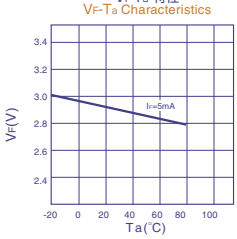

I_V-I_F 特性
I_V-I_F Characteristics

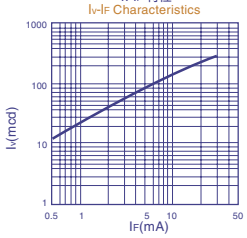

I_V-Ta 特性
I_V-Ta Characteristics

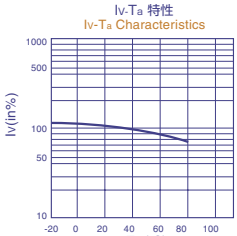

Irmax-Ta 特性
Irmax-Ta Characteristics

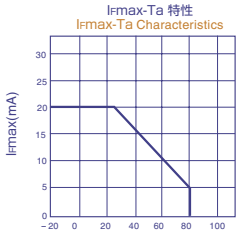

指向特性
Directive Characteristics

