CIM-86S7B



●外形寸法図/Outline drawing

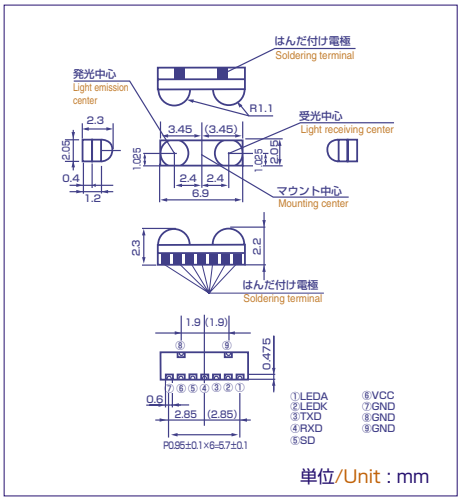

単位/Unit：mm

●電気的光学的特性/Electro-optical characteristics (Ta 25℃)

Item		Symbol	Conditions	Min	Typ	Max	Unit
トランシーバー Transceiver	電源電圧 Power supply voltage	V_{CC}	-	2.4	-	5.5	V
	通信レート Communications rate	-	-	2.4	-	115.2	Kbps
	消費電流 Current drawn	I_{CC}	No Load	-	113	155	μA
	Power Down電流 Power-down current	I_{CCSD}	SD=V_{CC} No Load	-	0.01	1.0	μA
発光部 Light emitting portion	放射強度 Emission strength	Ie	α=±15° V_{CC}=ANODE=3.0V	3.6	-	40	mW/sr
	ピーク発光波長 Peak emission wavelength	λp	-	850	875	900	nm
受光部 Light sensing portion	最小受光感度 Minimum receiving sensitivity	E_{emin}	α=±15°	-	4.0	8.1	μW/cm²
	最大受光感度 Maximum receiving sensitivity	E_{emax}	α=0°	500	-	-	mW/cm²
	レイテンシー Latency	T_L	-	-	-	100	μs

推奨はんだ付けパターン
The following soldering patterns are recommended for reflow-soldering:

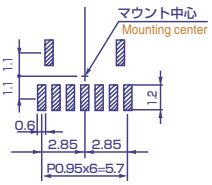

●諸特性/Characteristics

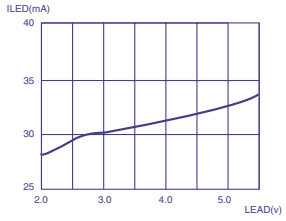

CIM-123S12R2



●外形寸法図/Outline drawing

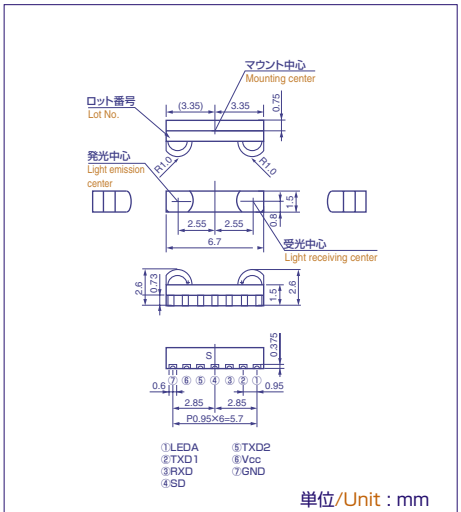

単位/Unit：mm

●電気的光学的特性/Electro-optical characteristics (Ta 25℃)

Item		Symbol	Conditions	Min	Typ	Max	Unit
トランシーバー Transceiver	電源電圧 Power supply voltage	V_{CC}	-	2.4	-	3.6	V
	通信レート Communications rate	-	-	2.4	-	115.2	Kbps
	消費電流 Current drawn	I_{CC}	No Load	-	113	155	μA
	Power Down電流 Power-down current	I_{CCSD}	SD=V_{CC} No Load	-	0.01	1	μA
発光部 Light emitting portion	放射強度 Emission strength	Ie	α=0° V_{CC}=Anode=3V	10.5	-	40	mW/sr
	放射強度 Emission strength	Ie	α±15° V_{CC}=Anode=3V	4.5	-	40	mW/sr
	ピーク発光波長 Peak emission wavelength	λp	-	875	888	900	nm
受光部 Light sensing portion	最小受光感度 Minimum receiving sensitivity	E_{emin}	α=±15°	-	4.0	8.1	μW/cm²
	最大受光感度 Maximum receiving sensitivity	E_{emax}	α=0°	500	-	-	mW/cm²
	レイテンシー Latency	T_L	-	-	-	100	μs

推奨はんだ付けパターン
The following soldering patterns are recommended for reflow-soldering:

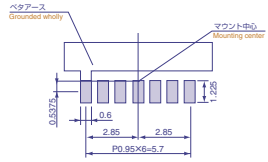

●諸特性/Characteristics

