CHENMKO ENTERPRISE CO.,LTD

SURFACE MOUNT

SCHOTTKY BARRIER DIODE

VOLTAGE 30 Volts CURRENT 0.3 Ampere

CH402N1PT

Lead free devices

APPLICATION

* High frequency rectification for switching power supply

FEATURE

* Small surface mounting type. (FBPT-923)
* Low IR. (IR=10uA Typ.)
* High reliability

CONSTRUCTION

* Silicon epitaxial planar

FBPT-923

CIRCUIT

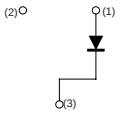

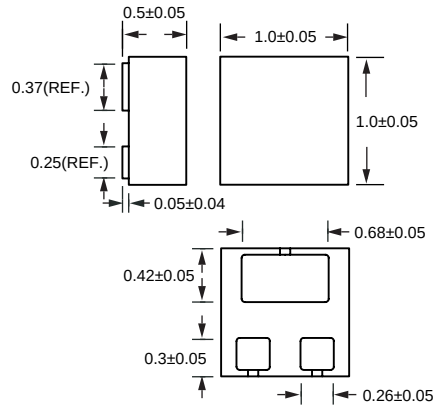

Dimensions in millimeters

FBPT-923

MAXIMUM RATINGES (At T_A = 25°C unless otherwise noted)

RATINGS	SYMBOL	CH402N1PT	UNITS
Maximum Recurrent Peak Reverse Voltage	V_{RRM}	30	Volts
Maximum RMS Voltage	V_{RMS}	21	Volts
Maximum DC Blocking Voltage	V_{DC}	30	Volts
Maximum Average Forward Rectified Current	I_O	0.3	Amps
Peak Forward Surge Current at 8.3 mSec single half sine-wave	I_{FSM}	3.0	Amps
Typical Junction Capacitance between Terminal (Note 1)	C_J	40	pF
Maximum Operating Temperature Range	T_J	+125	°C
Storage Temperature Range	T_{STG}	-55 to +125	°C

ELECTRICAL CHARACTERISTICS (At T_A = 25°C unless otherwise noted)

CHARACTERISTICS	SYMBOL	CH402N1PT	UNITS
Maximum Instantaneous Forward Voltage at I_F= 0.3A	V_F	0.50	Volts
Maximum Average Reverse Current at V_R(1)= 30V	I_R(1)	50	uAmps
Maximum Average Reverse Current at V_R(2)= 10V	I_R(2)	30	uAmps

NOTES : 1. Measured at 1.0 MHz and 0 reverse bias voltage.
2. ESD sensitive product handling required.

2006-07

RATING CHARACTERISTIC CURVES (CH402N1PT)

FIG. 1 - FORWARD CHARACTERISTICS

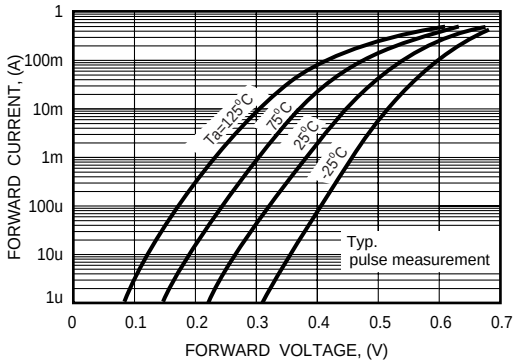

FIG. 2 - REVERSE CHARACTERISTICS

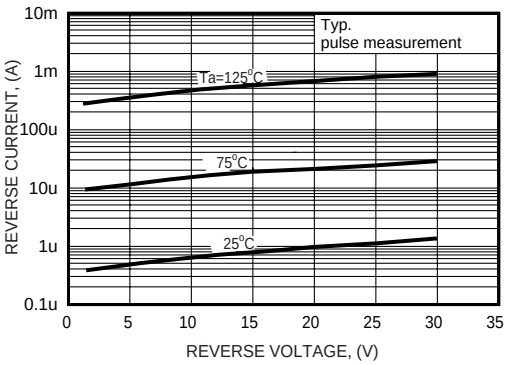

FIG. 3 - TYPICAL JUNCTION CAPACITANCE

