COMCHIP
SMD DIODE SPECIALIST

CDSH3-99-G/ 70-G/ 56-G/ 16-G



Reverse Voltage: 85 Volts
Forward Continue Current:155mA
RoHS Device

Features

Designed for mounting on small surface.

High speed switching.

High mounting capability, strong surge withstand, high reliability.

Mechanical data

Case:SOT-523, molded plastic.

Terminals: Solder plated, solderable per MIL-STD-750, method 208.

Approx. weight: 0.002 gram

SOT-523

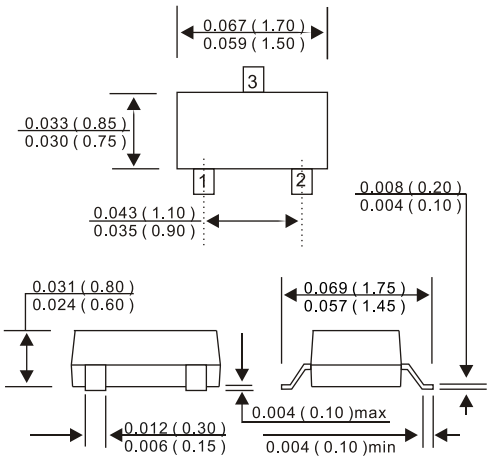

Dimensions in inches and (millimeters)

CDSH3-16-G CDSH3-99-G CDSH3-70-G CDSH3-56-G

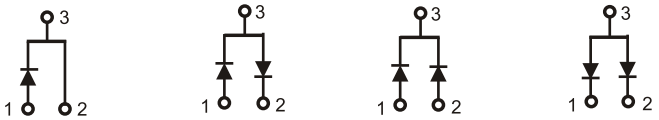

Maximum Ratings and Electrical Characteristics

(at Ta = 25°C unless otherwise noted)

Parameter	Condition	Symbol	Value	Unit
Repetitive peak reverse voltage		V_{RRM}	85	V
Reverse voltage		V_R	85	V
Forward continue current		I_{FM}	155	mA
Surge peak forward current	T = 1us	I_{FSM}	4	A
Power dissipation		Pd	150	mW
Maximum forward voltage	@ IF= 1 mA @ IF= 10 mA @ IF= 50mA @ IF= 150mA	V_F	0.715 0.855 1.0 1.25	V
Maximum reverse current	@ VR= 75V @ VR= 75V, Tj= 150°C @ VR= 25V, Tj= 150°C @ VR= 25V,	I_R	2.0 100 60 30	uA
Max reverse recovery time	IF=10mA, R=100 ohms	Trr	4	nS
Typical diode capacitnace	VR=0V, f=1MHz	C_T	1.5	pF
Max. operation junction temperature		Tj	150	°C
Storage temperature		T_{STG}	-55 to +150	°C

Rev. A

RATING AND CHARACTERISTIC CURVES (CDSH3-99-G/70-G/56-G/16-G)

Fig. 1 - Forward characteristics

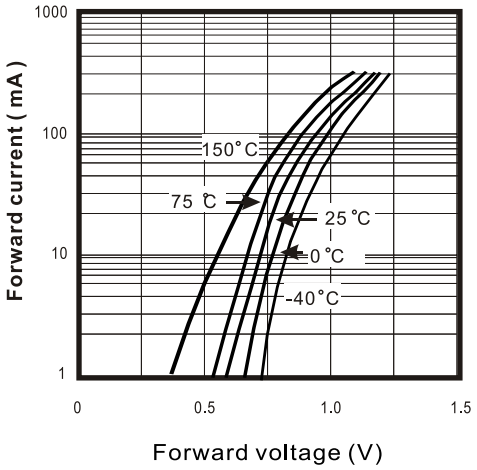

Fig. 2 - Reverse characteristics

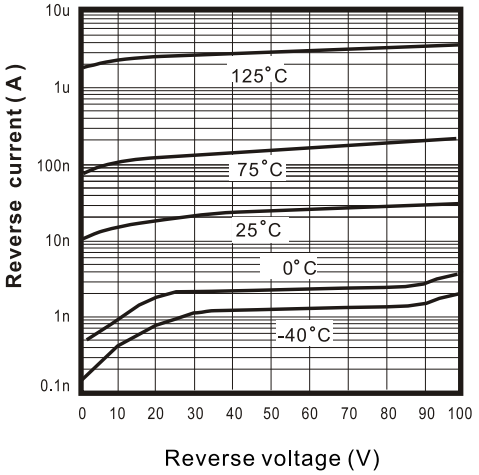

Fig. 3 - Capacitance between terminals characteristics

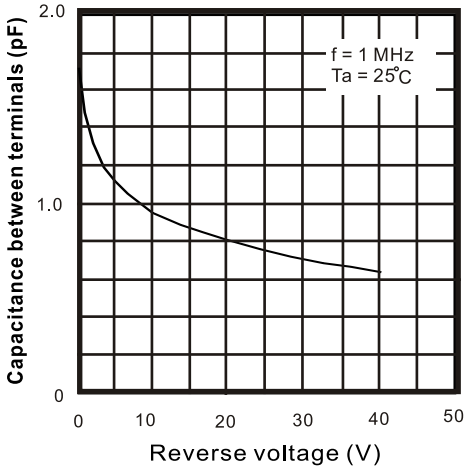

Fig. 4 - Current derating curve

