NOTES:

1. MATERIALS OF CONSTRUCTION:
   HOUSING, BODY & LOCK RING = BRASS (ASTM-B16-H02, C36000), NICKEL PLATED (.000100 MIN THICK)
   CONTACT PIN = BeCu (QQ-C-530), GOLD PLATED (.000030 MIN THICK)
   INSULATORS (2) = PTFE, ASTM D 1710 OR EQUIV.

31-70255	REVISIONS				
DRAWING NO.	REV	DESCRIPTION	DATE	ECO	APPR
THIRD ANGLE PROJ.	A	RELEASE TO MFG.	12/20/01	43923	CPM
	B	SEE SHEET 1	2/13/03	44362	CPM

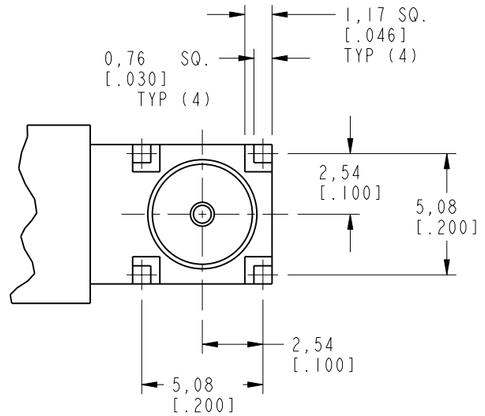

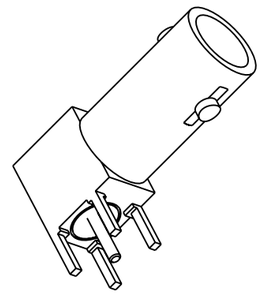

SCALE 2.000

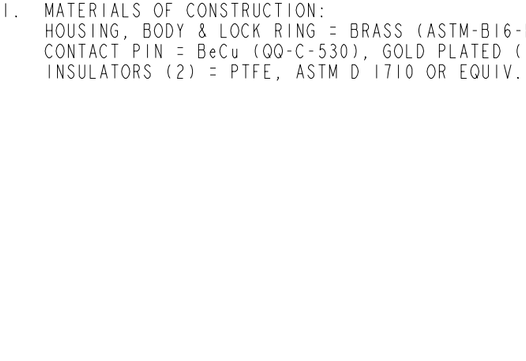

RECOMMENDED CABLE
STRIPPING DIMENSIONS
SCALE 3.000

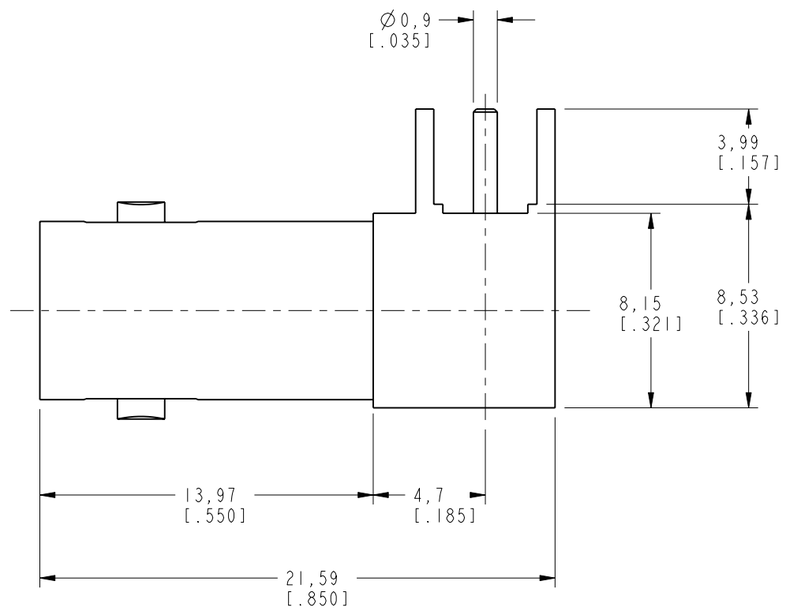

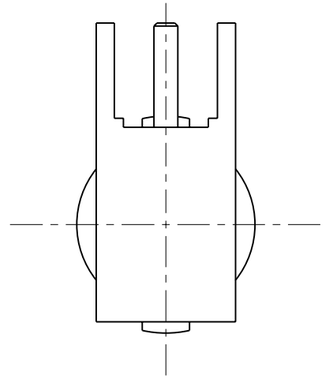

CUSTOMER OUTLINE DRAWING

ALL OTHER SHEETS ARE FOR INTERNAL USE ONLY

UNLESS OTHERWISE SPECIFIED, DIMENSIONS ARE IN INCHES AND TOLERANCES ARE:

0.5 - 6mm	6 - 30mm	30 - 120mm
±0.2mm	±0.4mm	± 0.6mm

NOTICE - These drawings, specifications, or other data (1) are, and remain the property of Amphenol Corp. (2) must be returned upon request; and (3) are confidential and not to be disclosed to any person other than those to whom they are given by Amphenol Corp. The furnishing of these drawings, specifications, or other data by Amphenol Corp., or to any other person to anyone for any purpose is not to be regarded by implication or otherwise in any manner licensing, granting rights or permitting such holder or any other person to manufacture, use or sell any product, process or design, patented or otherwise, that may in any way be related to or disclosed by said drawings, specifications, or other data.

MATERIAL

REFERENCE
EAR 474
GEN# 31-6055_ASSY

DRAWN C. McGRATH	DATE 12/17/01	
ENGINEER O. BARTHELMES	DATE 12/17/01	
APPROVED O. BARTHELMES	DATE 12/19/01	
CAD FILE I:\BNC\31-70255		

TITLE
MINI BNC R/A
PCB MOUNT JACK

Amphenol
Amphenol Corporation
Communication and Network
Products Division
Danbury, CT U.S.A. 06810

SCALE: 4.0:1 | SHEET 2 OF 2

CODE ID	DWG SIZE	DRAWING NO.	REV
74868	B	31-70255	B