THIS DRAWING IS UNPUBLISHED. RELEASED FOR PUBLICATION –,– .
© COPYRIGHT – M ALL RIGHTS RESERVED.

| LOC | DIST |
|---|---|
| AF | 50 |

REVISIONS

| P | LTR | DESCRIPTION | DATE | DWN | APVD |
|---|---|---|---|---|---|
| | M | REVISED PER ECR-12-013445 | 18OCT12 | KH | PD |

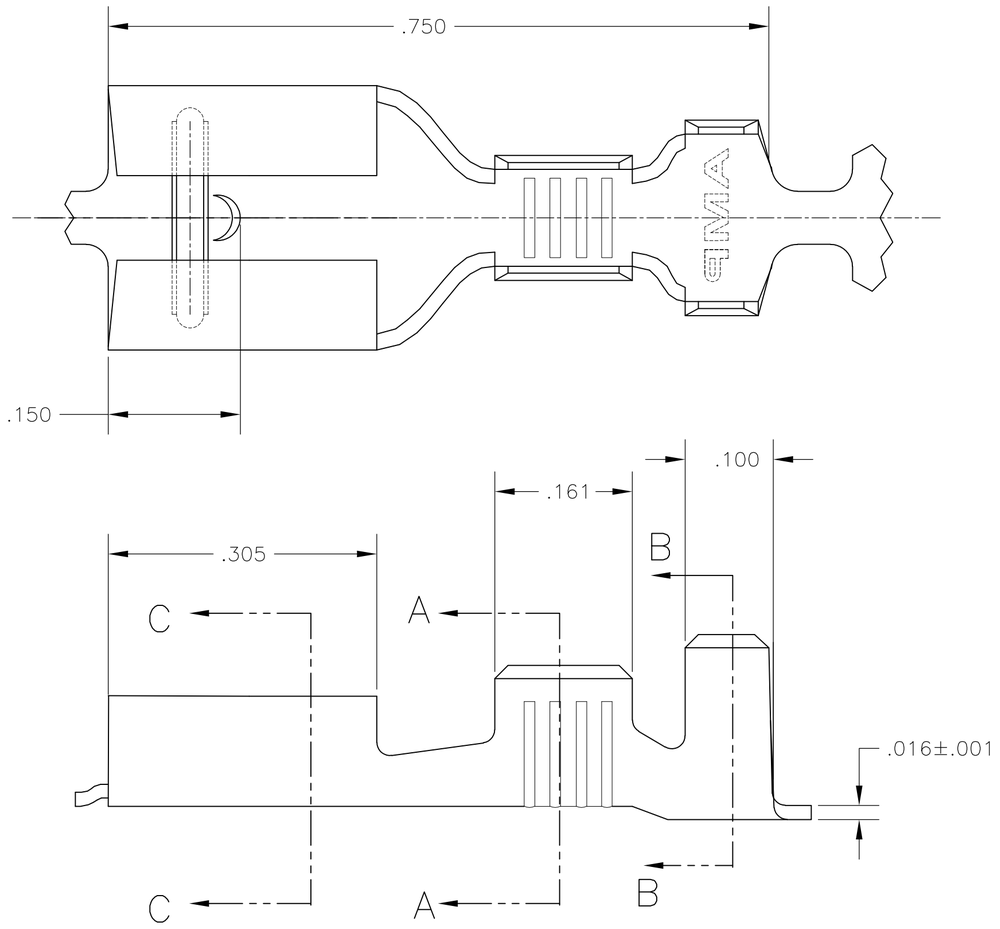


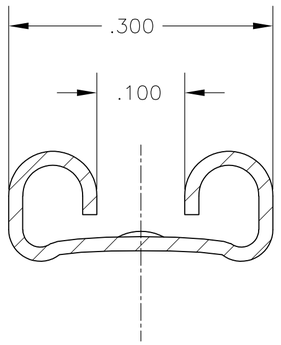


SECTION C–C

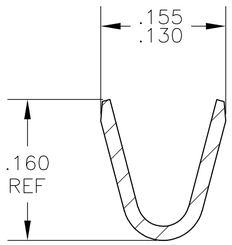


SECTION A–A

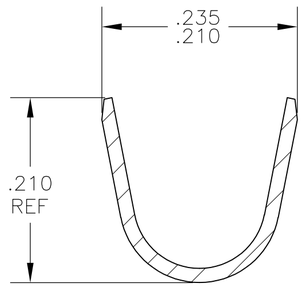


SECTION B–B

1 CONTINUOUS STRIP ON REELS

2 ACCEPTS #18–#14 AWG WIRE SIZE

3 INSULATION RANGE IS .120–.170 DIA

4 MATING TAB THK IS .032±.001.

| TIN | 42400-2 |
|---|---|
| – | 42400-1 |
| FINISH | PART NO |

THIS DRAWING IS A CONTROLLED DOCUMENT.

DIMENSIONS: INCHES

TOLERANCES UNLESS OTHERWISE SPECIFIED:
0 PLC ± –
1 PLC ± –
2 PLC ± –
3 PLC ± .010
4 PLC ± –
ANGLES ± –

MATERIAL: BRASS

FINISH: SEE TABLE

| | |
|---|---|
| DWN JR RUTH | 21JUN02 |
| CHK P DESANTIS | 21JUN02 |
| APVD P DESANTIS | 21JUN02 |
| PRODUCT SPEC | — |
| APPLICATION SPEC | — |
| WEIGHT | — |

TE Connectivity

NAME: RECEPTACLE, FASTON, .250 SERIES

| SIZE | CAGE CODE | DRAWING NO | RESTRICTED TO |
|---|---|---|---|
| A2 | 00779 | C-42400 | — |

CUSTOMER DRAWING | SCALE 8:1 | SHEET 1 OF 1 | REV M

42400