THIS DRAWING IS UNPUBLISHED. RELEASED FOR PUBLICATION 2000
© COPYRIGHT 2000 BY - ALL RIGHTS RESERVED.

REVISIONS					
P	LTR	DESCRIPTION	DATE	DWN	APVD
	D	REVISED PER ECO-14-005095	14APR2014	AP	RP
	E	REVISED PER ECO-16-008845	26SEP2016	AP	RP
	F	REVISED PER ECO-17-013036	13SEP2017	AP	RP

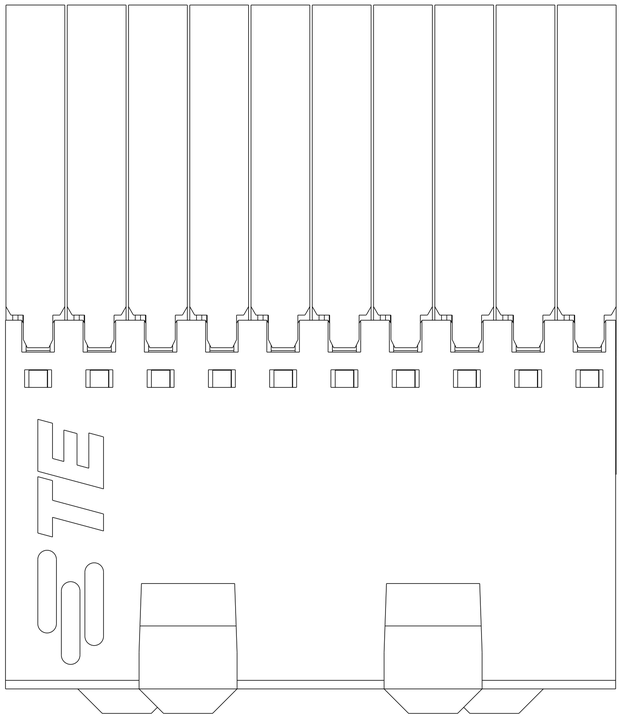

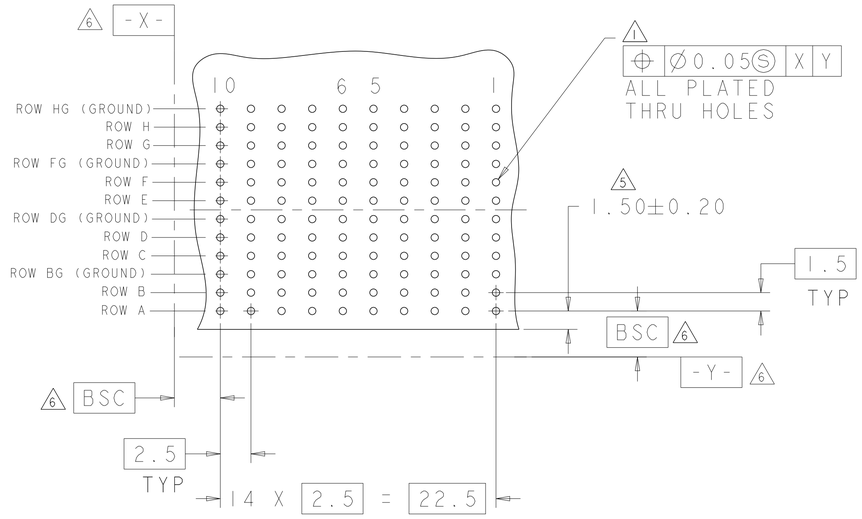

RECOMMENDED PC BOARD LAYOUT,
DAUGHTER BOARD,
COMPONENT SIDE SHOWN
SCALE 4:1

1. REFERENCE APPLICATION SPEC 114-13059 FOR RECOMMENDED PLATED THRU HOLE DIAMETER AND PLATING THICKNESSES.
2. MATERIAL:
   SHIELD - PHOSPHOR BRONZE
   CONTACT - COPPER-NICKEL-SILICON
   HOUSING, CHICKLET AND CHICKLET COVER - GLASS FILLED POLYESTER, UL 94V-0 RATED.
3. FINISH: CONTACT AND SHIELD
   MATING AREA - 1.27µm MIN GOLD OVER 1.27µm MIN NICKEL
   COMPLIANT PIN AREA - 0.5µm MIN BRIGHT TIN-LEAD OVER 1.27µm MIN NICKEL
4. CONNECTOR MARKED WITH PART NUMBER AND DATE CODE IN APPROXIMATE AREA SHOWN
5. DIMENSION APPLIES TO CENTERLINE OF THRU HOLE.
6. DATUMS AND BASIC DIMENSIONS ESTABLISHED BY CUSTOMER.
7. CONTACT AREA LUBRICATED WITH BELLCORE APPROVED LUBRICANT. TECHNICAL REFERANCE: GR-1217-CORE, ISSUE 1, NOVEMBER 1995.
8. FINISH: CONTACT AND SHIELD
   MATING AREA - 2.54µm MIN GOLD OVER 1.27µm MIN NICKEL
   COMPLIANT PIN AREA - 0.5µm MIN MATTE TIN OVER 1.27µm MIN NICKEL

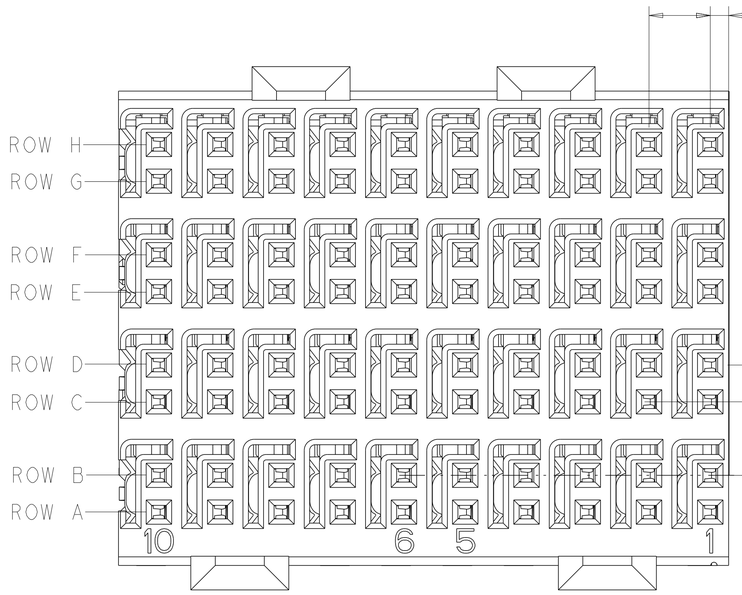

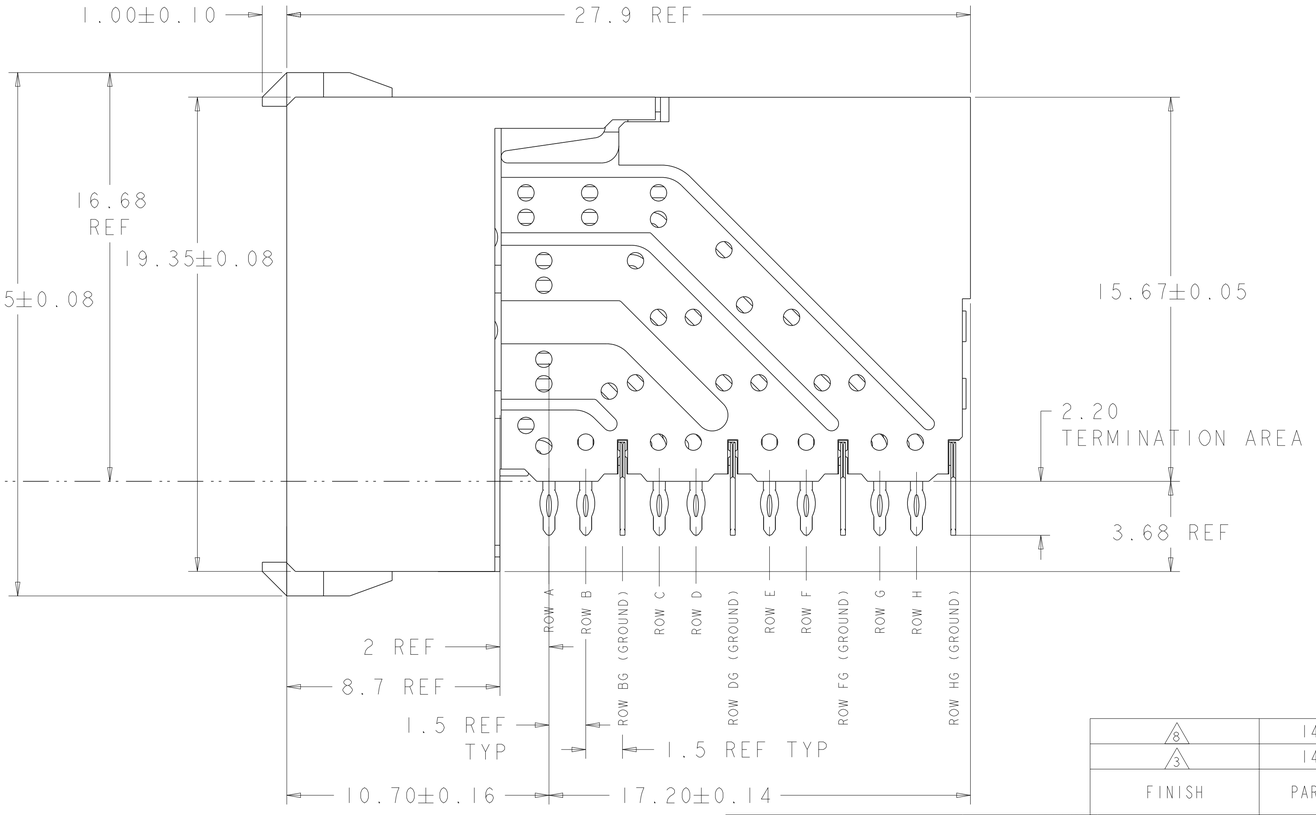

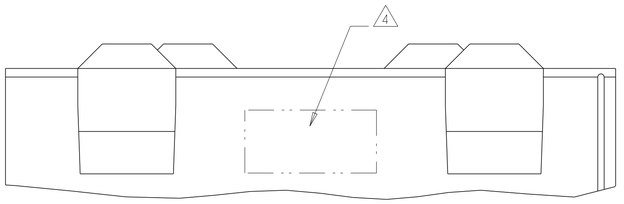

8	1469627-2
3	1469627-1
FINISH	PART NUMBER

THIS DRAWING IS A CONTROLLED DOCUMENT.

DIMENSIONS: mm

TOLERANCES UNLESS OTHERWISE SPECIFIED:
0 PLC ±-
1 PLC ±-
2 PLC ±-
3 PLC ±-
4 PLC ±-
ANGLES ±-

MATERIAL - 2

FINISH - SEE TABLE

DWN B CARBO 16JUL2007
CHK R PATTERSON 16JUL2007
APVD R PATTERSON 16JUL2007
PRODUCT SPEC -
APPLICATION SPEC -
WEIGHT -

TE Connectivity

NAME RECEPTACLE ASSEMBLY, 4 PAIR, HMZd -

SIZE	CAGE CODE	DRAWING NO	RESTRICTED TO
A1	00779	C-1469627	-

CUSTOMER DRAWING | SCALE 8:1 | SHEET 1 OF 1 | REV F