BZX84C2V~36V

ZENER DIODE
SILICON EPITAXIAL PLANAR DIODE

CONSTANT VOLTAGE REGULATION APPLICATION.
REFERENCE VOLTAGE APPLICATION.

FEATURES

· Small Package : SOT-23

· Normal Voltage Tolerance About ±2.5%.

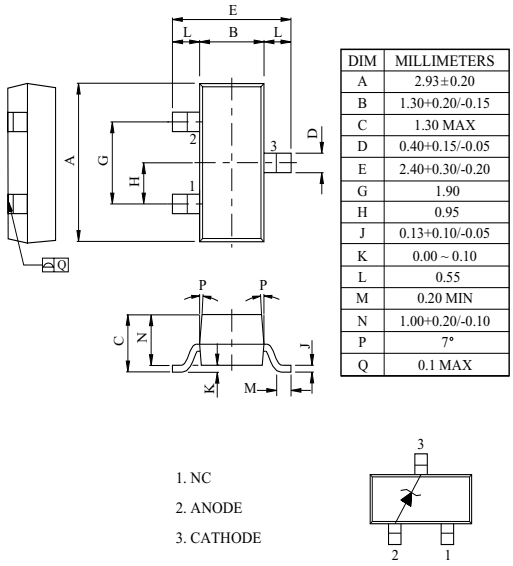

DIM	MILLIMETERS
A	2.93±0.20
B	1.30+0.20/-0.15
C	1.30 MAX
D	0.40+0.15/-0.05
E	2.40+0.30/-0.20
G	1.90
H	0.95
J	0.13+0.10/-0.05
K	0.00 ~ 0.10
L	0.55
M	0.20 MIN
N	1.00+0.20/-0.10
P	7°
Q	0.1 MAX

SOT-23

MAXIMUM RATING (Ta=25℃)

CHARACTERISTIC	SYMBOL	RATING	UNIT
Power Dissipation	P_D*	300	mW
Junction Temperature	T_j	150	℃
Storage Temperature Range	T_{stg}	-55 150	℃

Note P_D* : Package Mounted on 99.5% alumina 10×8×0.6mm.

Marking

Example 1) 2.0V ~ 3.9V

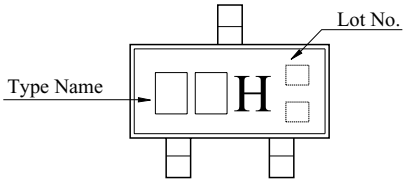

TYPE NAME : BZX84C2V0 → 2AH
BZX84C2V2 → 2BH
BZX84C2V4 → 2CH
BZX84C2V7 → 2DH
BZX84C3V0 → 30H
BZX84C3V3 → 33H
BZX84C3V6 → 36H
BZX84C3V9 → 39H

Example 2) 4.3V ~ 9.1V

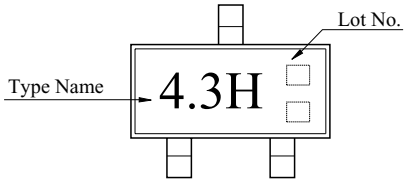

TYPE NAME : BZX84C4V3 → 4.3H

Example 3) 10V ~ 24V

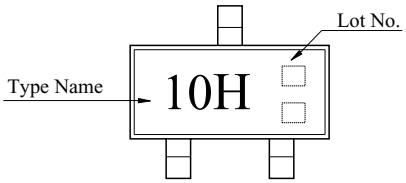

TYPE NAME : BZX84C10 → 10H

Example 4) 27V ~ 36V

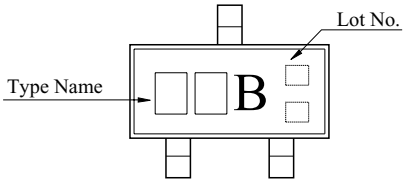

TYPE NAME : BZX84C27 → 27B
BZX84C30 → 30B
BZX84C33 → 33B
BZX84C36 → 36B

ELECTRICAL CHARACTERISTICS (Ta=25℃)

TYPE No.	Zener Voltage Vz (V)			Dynamic Impedance Zz (Ω)		KNEE Dynamic Impedance Zzk (Ω)		Reverse Current I_R (μA)	
	Min.	Max.	Iz (mA)	MAX.	Iz (mA)	MAX.	Iz (mA)	MAX.	V_R(V)
BZX84C2V0	1.85	2.15	5	100	5	1000	0.5	120	1.0
BZX84C2V2	2.05	2.38	5	100	5	1000	0.5	120	1.0
BZX84C2V4	2.28	2.60	5	100	5	1000	0.5	120	1.0
BZX84C2V7	2.50	2.90	5	100	5	1000	0.5	120	1.0
BZX84C3V0	2.80	3.20	5	120	5	1000	0.5	50	1.0
BZX84C3V3	3.10	3.50	5	130	5	1000	0.5	20	1.0
BZX84C3V6	3.40	3.80	5	130	5	1000	0.5	10	1.0
BZX84C3V9	3.70	4.10	5	130	5	1000	0.5	10	1.0
BZX84C4V3	4.13	4.35	5	130	5	1000	0.5	5	1.0
BZX84C4V7	4.53	4.76	5	120	5	1000	0.5	5	1.0
BZX84C5V1	4.97	5.24	5	70	5	1000	0.5	1.	1.5
BZX84C5V6	5.43	5.81	5	40	5	900	0.5	1	2.5
BZX84C6V2	6.00	6.39	5	30	5	500	0.5	1	3.0
BZX84C6V8	6.60	7.02	5	25	5	150	0.5	0.5	5.0
BZX84C7V5	7.23	7.66	5	23	5	120	0.5	0.5	6.0
BZX84C8V2	7.96	8.43	5	20	5	120	0.5	0.5	6.5
BZX84C9V1	8.80	9.30	5	18	5	120	0.5	0.5	7.0
BZX84C10	9.73	10.26	5	15	5	120	0.5	0.5	8.0
BZX84C11	10.73	11.26	5	15	5	120	0.5	0.5	8.5
BZX84C12	11.73	12.26	5	15	5	110	0.5	0.5	9.0
BZX84C13	12.88	13.57	5	15	5	110.	0.5	0.5	10
BZX84C15	14.33	15.11	5	15	5	110.	0.5	0.5	11
BZX84C16	15.80	16.60	5	18	5	150	0.5	0.5	12
BZX84C18	17.46	18.43	5	20	5	150	0.5	0.5	14
BZX84C20	19.48	20.46	5	25	5	200	0.5	0.5	15
BZX84C22	21.48	22.56	5	30	5	200	0.5	0.5	17
BZX84C24	23.61	24.92	5	40	5	200	0.5	0.5	19
BZX84C27	26.19	27.53	2	150	2	150	0.5	0.1	21
BZX84C30	29.19	30.69	2	200	2	200	0.5	0.1	23
BZX84C33	32.15	33.79	2	250	2	250	0.5	0.1	25
BZX84C36	35.07	36.87	2	300	2	300	0.5	0.1	27

I_Z - V_Z

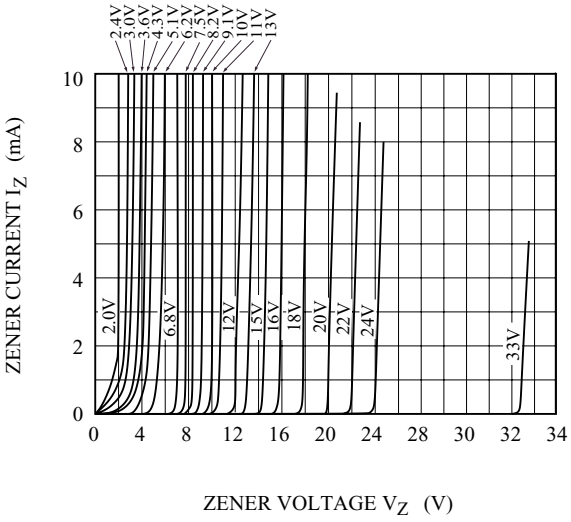
2.4V
3.0V
3.6V
4.3V
5.1V
6.2V
7.5V
8.2V
9.1V
10V
11V
13V
2.0V
6.8V
12V
15V
16V
18V
20V
22V
24V
33V
ZENER CURRENT I_Z (mA)
0
2
4
6
8
10
0
4
8
12
16
20
24
28
30
32
34
ZENER VOLTAGE V_Z (V)

P_d - Ta

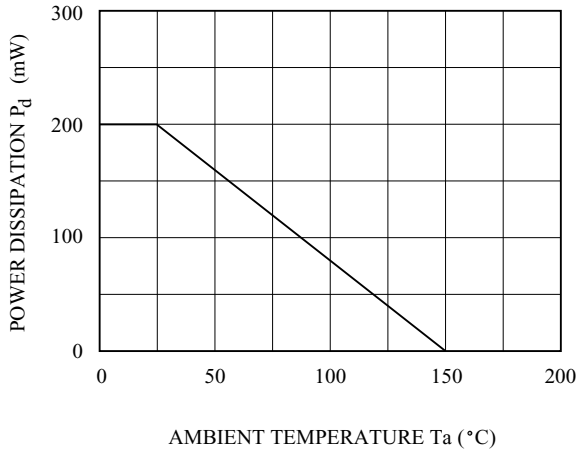
POWER DISSIPATION P_d (mW)
0
100
200
300
0
50
100
150
200
AMBIENT TEMPERATURE Ta (°C)