Note: This datasheet may be out of date.
Please download the latest datasheet of BLE18PS080BH1# from the official website of Murata Manufacturing Co., Ltd.

http://www.murata.com/en/products/productdetail?partno=BLE18PS080BH1%23

BLE18PS080BH1#

"#" indicates a package specification code.

In Production | AEC-Q200 | RoHS | REACH

< List of part numbers with package codes >

BLE18PS080BH1B BLE18PS080BH1D BLE18PS080BH1J

Appearance & Shape



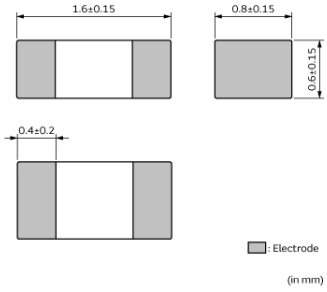

Packaging Information

Packaging	Specifications	Standard Packing Quantity
B	Bulk(Bag)	1000
D	180mm Paper Tape	4000
J	330mm Paper Tape	10000

Features

1.Bead inductor BLE series is designed to function nearly as a resistor at noise frequencies, which greatly reduces the possibility of resonance and leaves signal wave forms undistorted.
2.The nickel barrier structure of the external electrodes provides excellent solder heat resistance. Also it can be used up to 150 °C.
3.BLE18PS080 can be used in high current circuits due to its low DC resistance. It can match power lines to a maximum of 8ADC.

Applications

Automotive Usage	Powertrain/Safety

Attention
1.This datasheet is downloaded from the website of Murata Manufacturing Co., Ltd. Therefore, it's specifications are subject to change or our products in it may be discontinued without advance notice. Please check with our sales representatives or product engineers before ordering.
2.This datasheet has only typical specifications because there is no space for detailed specifications.
Therefore, please review our product specifications or consult the approval sheet for product specifications before ordering.

Note: This datasheet may be out of date.
Please download the latest datasheet of BLE18PS080BH1# from the official website of Murata Manufacturing Co., Ltd.

http://www.murata.com/en/products/productdetail?partno=BLE18PS080BH1%23

BLE18PS080BH1#

"#" indicates a package specification code.

Specifications

Shape	SMD
Size Code (in inch)	0603
Length	1.6mm
Length Tolerance	±0.15mm
Width	0.8mm
Width Tolerance	±0.15mm
Thickness	0.6mm
Thickness Tolerance	±0.15mm
Operating Temperature Range	-55℃ to 150℃
Mass(typ.)	0.004g
Number of Circuit	1
Rated Current (at 85℃)	5A
Rated Current (at 125℃)	5A
Rated Current (at 150℃)	10mA
DC Resistance(max.)	0.004Ω
Impedance (at 100MHz)	8.5Ω
Impedance (at 100MHz) Tolerance	±25%
Size Code (in mm)	1608

Attention
1.This datasheet is downloaded from the website of Murata Manufacturing Co., Ltd. Therefore, it's specifications are subject to change or our products in it may be discontinued without advance notice. Please check with our sales representatives or product engineers before ordering.
2.This datasheet has only typical specifications because there is no space for detailed specifications.
Therefore, please review our product specifications or consult the approval sheet for product specifications before ordering.

Note: This datasheet may be out of date.
Please download the latest datasheet of BLE18PS080BH1# from the official website of Murata Manufacturing Co., Ltd.

http://www.murata.com/en/products/productdetail?partno=BLE18PS080BH1%23

BLE18PS080BH1#

"#" indicates a package specification code.

Product Data

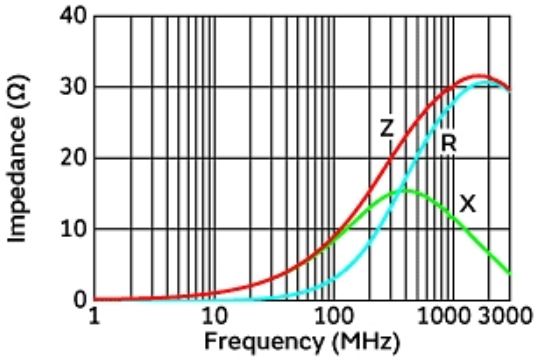

Impedance-Frequency Characteristics

In operating temperature exceeding +125°C, derating of current is necessary for BLE18PS_BH series.
Please apply the derating curve shown in chart according to the operating temperature.

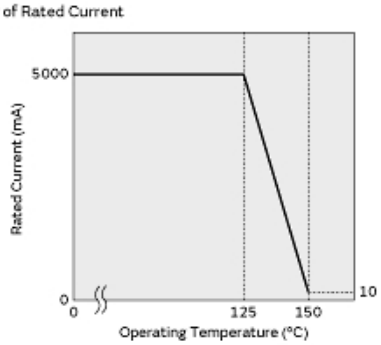

Derating of Rated Current

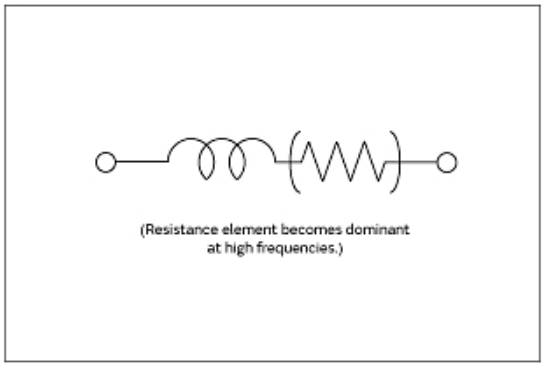

Equivalent Circuit

Attention
1.This datasheet is downloaded from the website of Murata Manufacturing Co., Ltd. Therefore, it's specifications are subject to change or our products in it may be discontinued without advance notice. Please check with our sales representatives or product engineers before ordering.
2.This datasheet has only typical specifications because there is no space for detailed specifications.
Therefore, please review our product specifications or consult the approval sheet for product specifications before ordering.