BAV70T, NSVBAV70T

Dual Switching Diode

Features

- NSV Prefix for Automotive and Other Applications Requiring Unique Site and Control Change Requirements; AEC−Q101 Qualified and PPAP Capable
- These Devices are Pb−Free, Halogen Free/BFR Free and are RoHS Compliant

ON Semiconductor®

www.onsemi.com

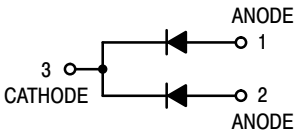

MAXIMUM RATINGS (T_A = 25°C)

Rating	Symbol	Max	Unit
Reverse Voltage	V_R	100	Vdc
Forward Current	I_F	200	mAdc
Peak Forward Surge Current	$I_{FM(surge)}$	500	mAdc

THERMAL CHARACTERISTICS

Characteristic	Symbol	Max	Unit
Total Device Dissipation, FR−4 Board (Note 1) T_A = 25°C Derated above 25°C	P_D	225 1.8	mW mW/°C
Thermal Resistance, Junction to Ambient (Note 1)	$R_{\theta JA}$	555	°C/W
Total Device Dissipation, FR−4 Board (Note 2) T_A = 25°C Derated above 25°C	P_D	360 2.9	mW mW/°C
Thermal Resistance, Junction−to−Ambient (Note 2)	$R_{\theta JA}$	345	°C/W
Junction and Storage Temperature Range	T_J, T_{stg}	−55 to +150	°C

Stresses exceeding those listed in the Maximum Ratings table may damage the device. If any of these limits are exceeded, device functionality should not be assumed, damage may occur and reliability may be affected.

1. FR−4 @ Minimum Pad
2. FR−4 @ 1.0 × 1.0 Inch Pad

MARKING DIAGRAM

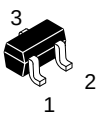

CASE 463
SOT−416/SC−75
STYLE 3

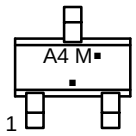

A4 = Specific Device Code
M = Date Code
▪ = Pb−Free Package

ORDERING INFORMATION

Device	Package	Shipping†
BAV70TT1G	SOT−416 (Pb-Free)	3000 / Tape & Reel
NSVBAV70TT1G	SOT−416 (Pb-Free)	3000 / Tape & Reel
NSVBAV70TT3G	SOT−416 (Pb-Free)	10000 / Tape & Reel

†For information on tape and reel specifications, including part orientation and tape sizes, please refer to our Tape and Reel Packaging Specifications Brochure, BRD8011/D.

© Semiconductor Components Industries, LLC, 2015

ELECTRICAL CHARACTERISTICS (T_A = 25°C unless otherwise noted)

Characteristic	Symbol	Min	Max	Unit
OFF CHARACTERISTICS				
Reverse Breakdown Voltage ($I_{(BR)}$ = 100 μAdc)	$V_{(BR)}$	100	–	Vdc
Reverse Voltage Leakage Current (Note 3) (V_R = 100 Vdc) (V_R = 50 Vdc)	 I_R I_R	 – –	 1.0 100	 μAdc nAdc
Diode Capacitance (V_R = 0, f = 1.0 MHz)	C_D	–	1.5	pF
Forward Voltage (I_F = 1.0 mAdc) (I_F = 10 mAdc) (I_F = 50 mAdc) (I_F = 150 mAdc)	V_F	 – – – –	 715 855 1000 1250	mVdc
Reverse Recovery Time (I_F = I_R = 10 mAdc, R_L = 100 Ω, $I_{R(REC)}$ = 1.0 mAdc) (Figure 1)	t_{rr}	–	6.0	ns
Forward Recovery Voltage (I_F = 10 mAdc, t_r = 20 ns) (Figure 2)	V_{RF}	–	1.75	V

3. For each individual diode while the second diode is unbiased.

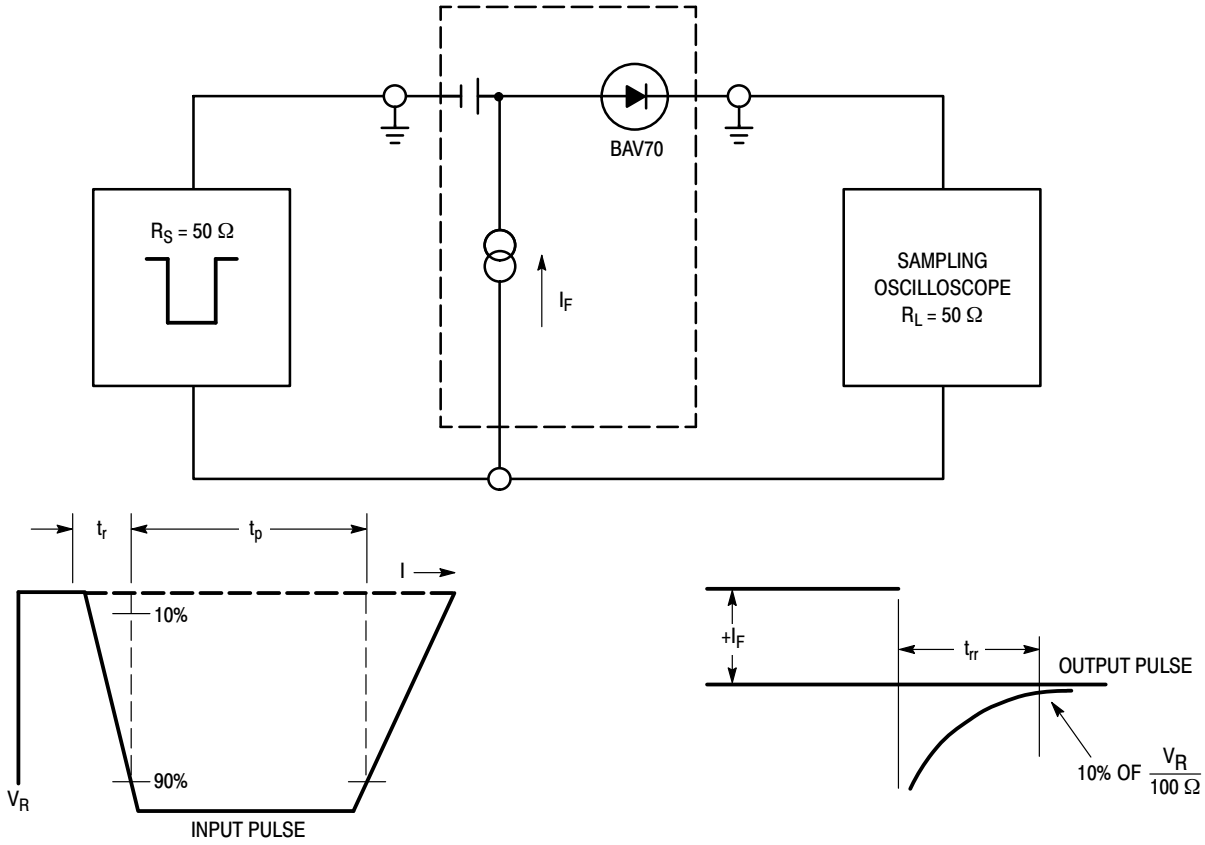

Figure 1. Recovery Time Equivalent Test Circuit

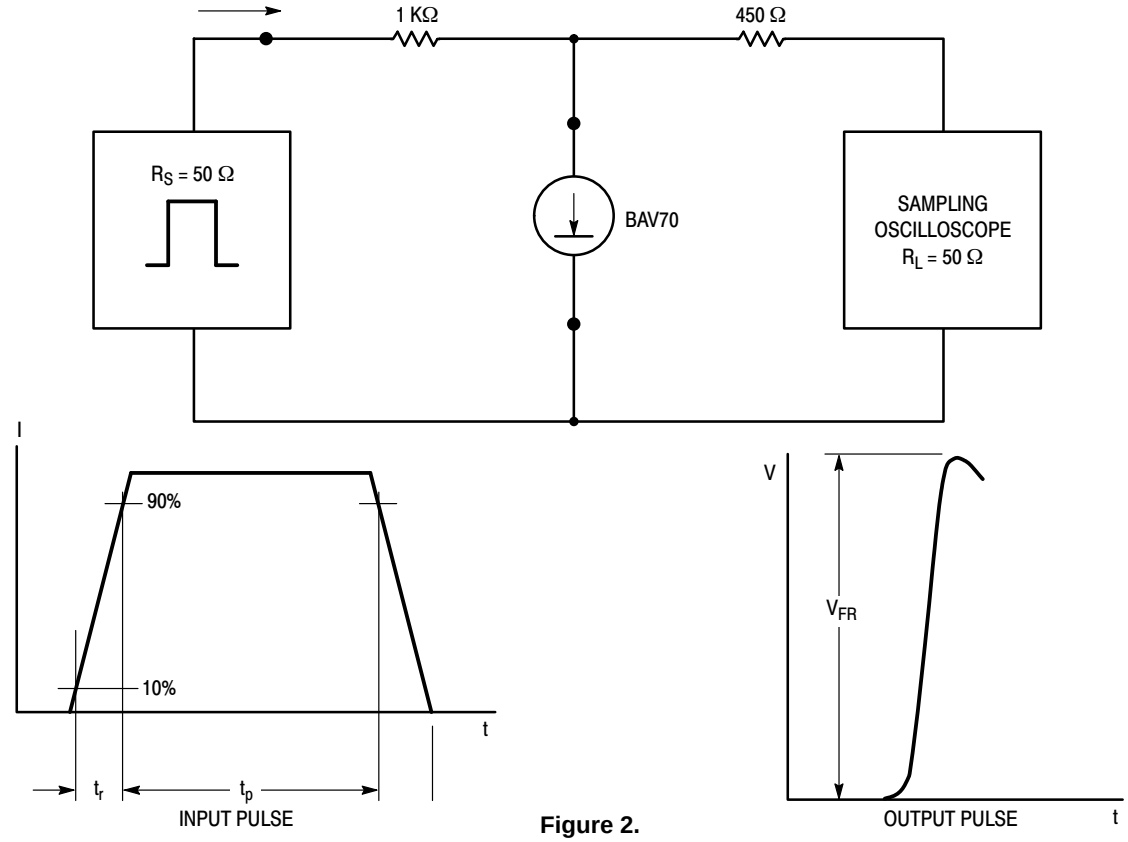

Figure 2.

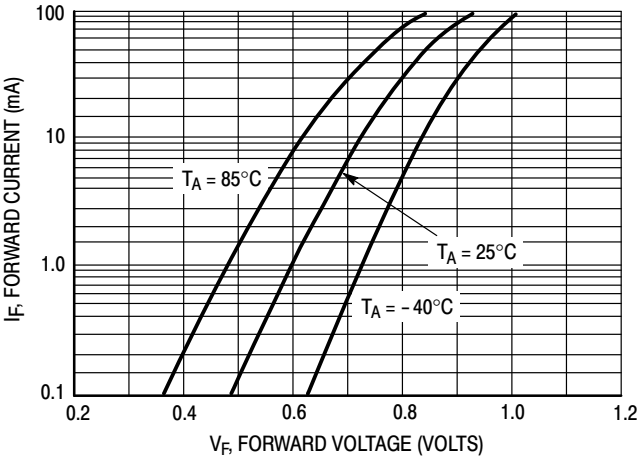

Figure 3. Forward Voltage

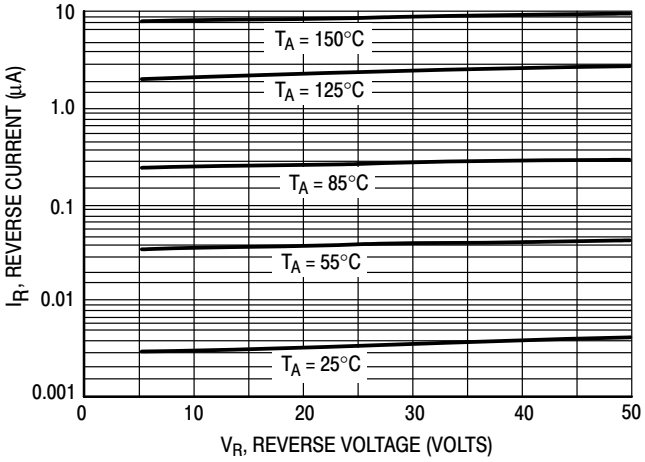

Figure 4. Leakage Current

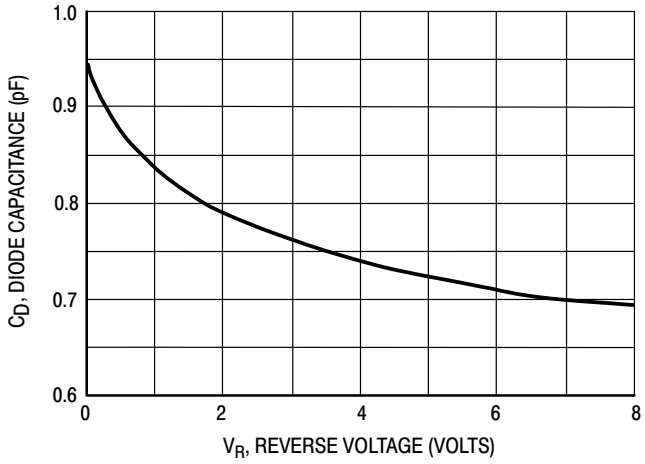

Figure 5. Capacitance

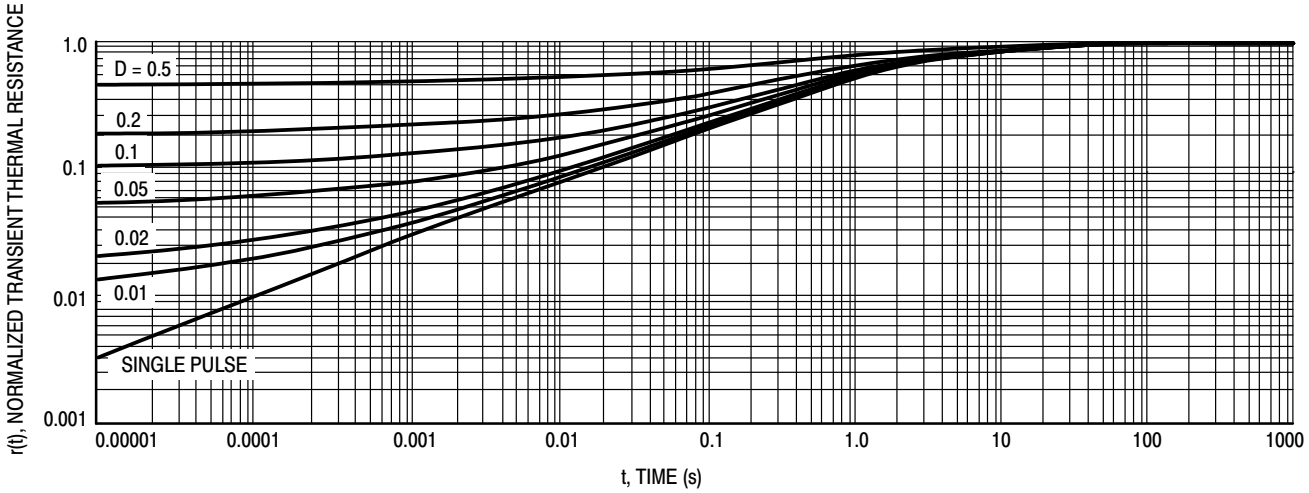

Figure 6. Normalized Thermal Response

PACKAGE DIMENSIONS

SC−75/SOT−416
CASE 463
ISSUE F

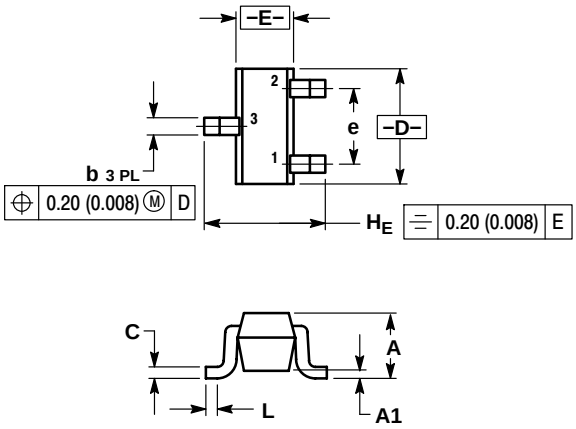

NOTES:
1. DIMENSIONING AND TOLERANCING PER ANSI Y14.5M, 1982.
2. CONTROLLING DIMENSION: MILLIMETER.

	MILLIMETERS			INCHES		
DIM	MIN	NOM	MAX	MIN	NOM	MAX
A	0.70	0.80	0.90	0.027	0.031	0.035
A1	0.00	0.05	0.10	0.000	0.002	0.004
b	0.15	0.20	0.30	0.006	0.008	0.012
C	0.10	0.15	0.25	0.004	0.006	0.010
D	1.55	1.60	1.65	0.059	0.063	0.067
E	0.70	0.80	0.90	0.027	0.031	0.035
e	1.00 BSC			0.04 BSC		
L	0.10	0.15	0.20	0.004	0.006	0.008
H_E	1.50	1.60	1.70	0.061	0.063	0.065

STYLE 3:
PIN 1. BASE
2. EMITTER
3. COLLECTOR

SOLDERING FOOTPRINT*

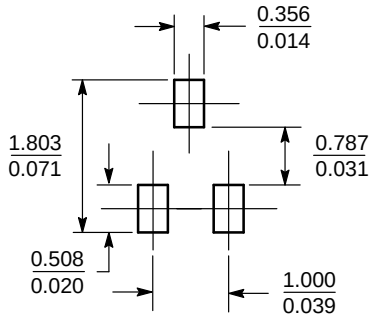

SCALE 10:1 $\left(\frac{\text{mm}}{\text{inches}}\right)$

*For additional information on our Pb−Free strategy and soldering details, please download the ON Semiconductor Soldering and Mounting Techniques Reference Manual, SOLDERRM/D.

ON Semiconductor and ON are registered trademarks of Semiconductor Components Industries, LLC (SCILLC). SCILLC owns the rights to a number of patents, trademarks, copyrights, trade secrets, and other intellectual property. A listing of SCILLC's product/patent coverage may be accessed at www.onsemi.com/site/pdf/Patent−Marking.pdf. SCILLC reserves the right to make changes without further notice to any products herein. SCILLC makes no warranty, representation or guarantee regarding the suitability of its products for any particular purpose, nor does SCILLC assume any liability arising out of the application or use of any product or circuit, and specifically disclaims any and all liability, including without limitation special, consequential or incidental damages. "Typical" parameters which may be provided in SCILLC data sheets and/or specifications can and do vary in different applications and actual performance may vary over time. All operating parameters, including "Typicals" must be validated for each customer application by customer's technical experts. SCILLC does not convey any license under its patent rights nor the rights of others. SCILLC products are not designed, intended, or authorized for use as components in systems intended for surgical implant into the body, or other applications intended to support or sustain life, or for any other application in which the failure of the SCILLC product could create a situation where personal injury or death may occur. Should Buyer purchase or use SCILLC products for any such unintended or unauthorized application, Buyer shall indemnify and hold SCILLC and its officers, employees, subsidiaries, affiliates, and distributors harmless against all claims, costs, damages, and expenses, and reasonable attorney fees arising out of, directly or indirectly, any claim of personal injury or death associated with such unintended or unauthorized use, even if such claim alleges that SCILLC was negligent regarding the design or manufacture of the part. SCILLC is an Equal Opportunity/Affirmative Action Employer. This literature is subject to all applicable copyright laws and is not for resale in any manner.

PUBLICATION ORDERING INFORMATION

LITERATURE FULFILLMENT:
Literature Distribution Center for ON Semiconductor
P.O. Box 5163, Denver, Colorado 80217 USA
Phone: 303−675−2175 or 800−344−3860 Toll Free USA/Canada
Fax: 303−675−2176 or 800−344−3867 Toll Free USA/Canada
Email: orderlit@onsemi.com

N. American Technical Support: 800−282−9855 Toll Free USA/Canada
Europe, Middle East and Africa Technical Support:
Phone: 421 33 790 2910
Japan Customer Focus Center
Phone: 81−3−5817−1050

ON Semiconductor Website: **www.onsemi.com**

Order Literature: http://www.onsemi.com/orderlit

For additional information, please contact your local Sales Representative

BAV70TT1/D