Power line filters for single-phase systems
Rated voltage 250 V~, 50/60 Hz
Rated current 1 to 6 A



Construction

- Filter with IEC connector, fuse holder and switch
- Appliance connector as per IEC 60320
- Fuse holder 5 × 20 mm
- 2-pole disconnector

Features

- Enhanced differential-mode insertion loss
- For installation in instrument housings

Applications

- Medium-performance switch-mode power supplies
- Industrial electronics
- Measuring instruments

Terminals

- Tab connector 6,3 x 0,8 mm at output

Marking

Marking on component:
Manufacturer's logo, ordering code, rated voltage, rated current, date code

Minimum marking on packaging:
Manufacturer's logo, ordering code

Circuit diagram

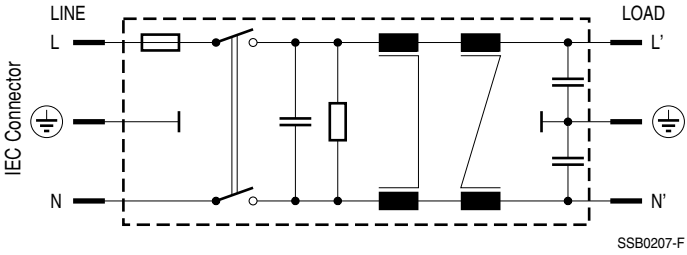

SSB0207-F

Technical data

Rated voltage V_R	250 V~, 50/60 Hz
Rated current I_R	Referred to 40 °C ambient temperature
Test voltage V_P	1414 V–, 2 s (line/line) 2700 V–, 2 s (lines/case)
Leakage current I_{leak}	< 1 mA at 230 V~, 50 Hz
Climatic category	In accordance with EN 60068-1 25/085/21 (– 25 °C/+ 85 °C/21 days damp heat test)
Weight	approx. 150 g

Characteristics and ordering codes

I_R A	C_R	L_R	Ordering code	Approvals		
				VDE 565-3	UL	CSA
1	0,33 µF (X2) + 2 × 10 nF (Y2)	2 × 9 mH + 2 × 270 µH	B84103-S1-A10	×	×	×
3	0,33 µF (X2) + 2 × 10 nF (Y2)	2 × 1,5 mH + 2 × 22 µH	B84103-S1-A30	×	—	×
6	0,33 µF (X2) + 2 × 10 nF (Y2)	2 × 0,47 mH + 2 × 8 µH	B84103-S1-A60	×	—	×

× = approval granted

Dimensional drawing

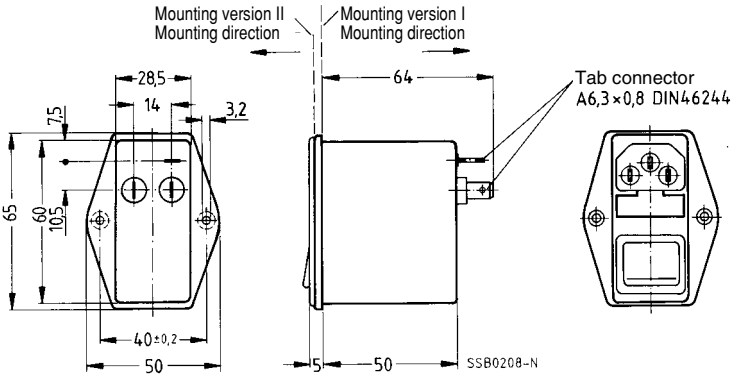

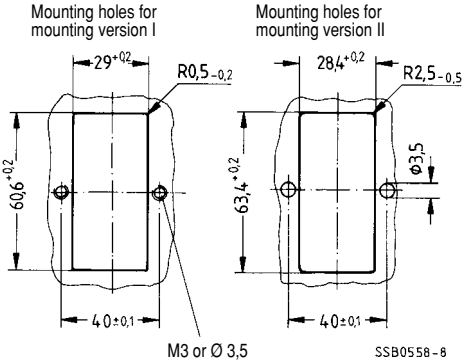

Insertion loss (typical values at Z = 50 Ω)

——————— unsymmetrical, adjacent branches terminated

– · – · – · – · – · – common mode, all branches in parallel (asymmetrical)

– – – – – – – – – differential mode (symmetrical)

B84103-S1-A10

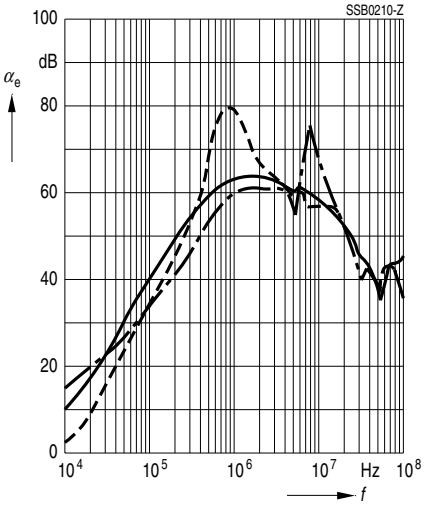

B84103-S1-A30

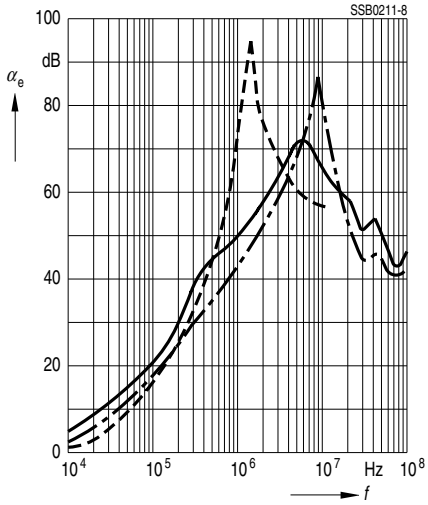

B84103-S1-A60

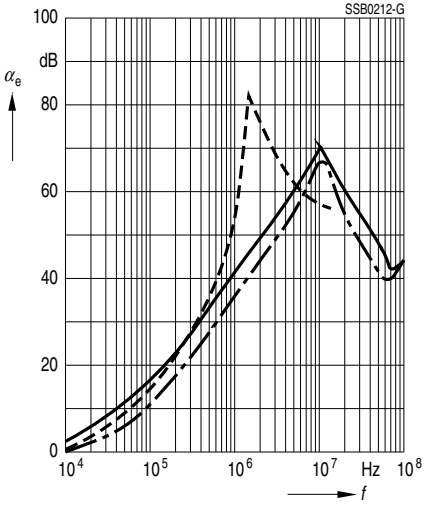

Herausgegeben von EPCOS AG
Marketing Kommunikation, Postfach 80 17 09, 81617 München, DEUTSCHLAND

© EPCOS AG 2000. Alle Rechte vorbehalten. Vervielfältigung, Veröffentlichung, Verbreitung und Verwertung dieser Broschüre und ihres Inhalts ohne ausdrückliche Genehmigung der EPCOS AG nicht gestattet.

Mit den Angaben in dieser Broschüre werden die Bauelemente spezifiziert, keine Eigenschaften zugesichert. Bestellungen unterliegen den vom ZVEI empfohlenen Allgemeinen Lieferbedingungen für Erzeugnisse und Leistungen der Elektroindustrie, soweit nichts anderes vereinbart wird.

Diese Broschüre ersetzt die vorige Ausgabe.

Fragen über Technik, Preise und Liefermöglichkeiten richten Sie bitte an den Ihnen nächstgelegenen Vertrieb der EPCOS AG oder an unsere Vertriebsgesellschaften im Ausland.

Bauelemente können aufgrund technischer Erfordernisse Gefahrstoffe enthalten. Auskünfte darüber bitten wir unter Angabe des betreffenden Typs ebenfalls über die zuständige Vertriebsgesellschaft einzuholen.

Published by EPCOS AG
Marketing Communications, P.O. Box 80 17 09, 81617 Munich, GERMANY

© EPCOS AG 2000. All Rights Reserved. Reproduction, publication and dissemination of this brochure and the information contained therein without EPCOS' prior express consent is prohibited.

The information contained in this brochure describes the type of component and shall not be considered as guaranteed characteristics. Purchase orders are subject to the General Conditions for the Supply of Products and Services of the Electrical and Electronics Industry recommended by the ZVEI (German Electrical and Electronic Manufacturers' Association), unless otherwise agreed.

This brochure replaces the previous edition.

For questions on technology, prices and delivery please contact the Sales Offices of EPCOS AG or the international Representatives.

Due to technical requirements components may contain dangerous substances. For information on the type in question please also contact one of our Sales Offices.