

PA FAMILY SERIES/PA•PAF•PAL CONNECTOR

2.0mm pitch/Wire-to-board (Crimp style/IDC) / Wire-to-wire (Crimp style/IDC)

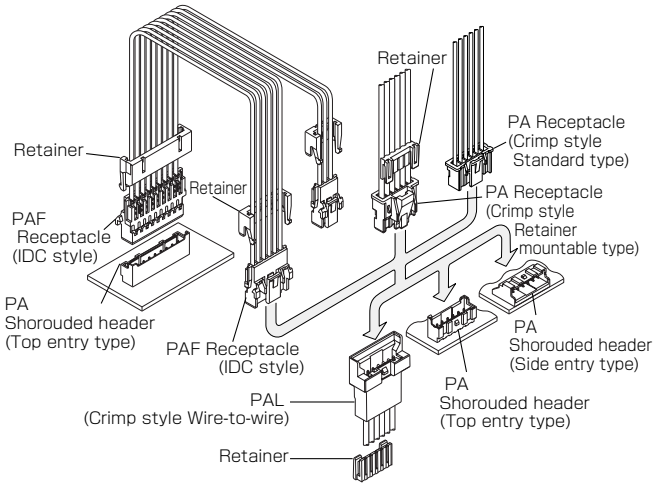

Based upon wire-to-board crimp style PA connectors, the PA series family of connector have been expanded to meet the requirement of complex wire harness of 2.0mm pitch connectors with secure locking mechanism thanks to the additional line up of wire-to-board IDC style PAF connectors and wire-to-wire crimp style PAL connectors.

- ***Secure locking device***
- ***Interchangeable between crimp and IDC socket***
- ***Secondary retainers***
- ***Harness variation***

PA connector (Standard type, Retainer mountable type)

- ***Highly reliable contact***
- ***Insertion guide mechanism***
- ***Flanged press pin***

PAF connector

- ***The industry's first secure lock ID connectors***
- ***Metallic strain relief***
- ***Retainer with four locking points***

PAL connector

- ***The industry's first wire to wire 2.0mm pitch retainer mountable type connector.***
- ***Either with or without panel lock can be selected according to application.***

Standards

Recognized E60389

Certified LR20812

Specifications

PA Connector (Standard type)

- Current rating: 3A AC, DC (AWG #22)
- Voltage rating: 250V AC, DC
- Temperature range: -25˚C to +85˚C
  (including temperature rise in applying electrical current)
- Contact resistance: Initial value/10m Ω max.
  After environmental testing/20m Ω max.
- Insulation resistance: Initial/1,000M Ω min.
- Withstanding voltage: 800V AC/minute
- Applicable wire: AWG #28 to #22
- Applicable PC board thickness: 1.6mm

PA Connector (Retainer mountable type)

- Current rating: 3A AC, DC (AWG #22)
- Voltage rating: 100V AC, DC
- Temperature range: -25˚C to +85˚C
  (including temperature rise in applying electrical current)
- Contact resistance: Initial value/15m Ω max.
  After environmental testing/25m Ω max.
- Insulation resistance: Initial/1,000M Ω min.
- Withstanding voltage: 800V AC/minute
- Applicable wire: AWG #28 to #22

PAF Connector

- Current rating: 1.0A AC, DC (AWG #26)
- Voltage rating: 100V AC, DC
- Temperature range: -25˚C to +85˚C
  (including temperature rise in applying electrical current)
- Contact resistance: Initial value/15m Ω max.
  After environmental testing/25m Ω max.
- Insulation resistance: Initial/1,000M Ω min.
- Withstanding voltage: 800V AC/minute
- Applicable wire: UL1061(Contact JST for details regarding other UL wires.)
  AWG #26
  Conductor/7 strands, tin-coated annealed copper
  Insulation O.D./0.9 to 1.0mm

PAL Connector

- Current rating: 3A AC, DC (AWG #22)
- Voltage rating: 100V AC, DC
- Temperature range: -25˚C to +85˚C
  (including temperature rise in applying electrical current)
- Contact resistance: Initial value/15m Ω max.
  After environmental testing/25m Ω max.
- Insulation resistance: Initial/1,000M Ω min.
- Withstanding voltage: 800V AC/minute
- Applicable wire: AWG #28 to #22
- Applicable panel thickness : 0.5 to 2.0mm

* RoHS compliant products are published.
* Refer to "General Instruction and Notice when using Terminals and Connectors" at the end of this catalog.
* Contact JST for details.

List of combinations

Crimp style Standard type 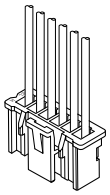	Contact SPHD-001T-P0.5 SPHD-002T-P0.5 Housing PAP-( )V-S	Shrouded header B( )B-PASK B( )B-PASK-1 S( )B-PASK-2	**Top entry type** **Side entry type** 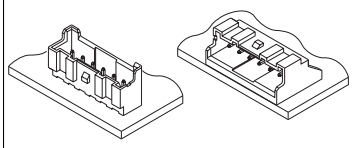
		Shrouded header BH( )B-PASK BH( )B-PASK-1	**High box type** 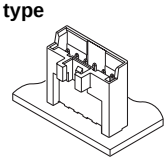
Crimp style Retainer mountable type 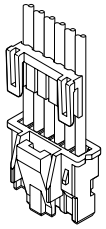	Contact SPA-001T-P0.5 Housing PARP-( )V Retainer PMS-( )V-S	Shrouded header BM( )B-PASS BM( )B-PASS-1 SM( )B-PASS SM( )B-PASS-1	**SMT type** Top entry type Side entry type 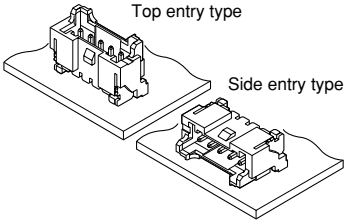
Insulation displacement type 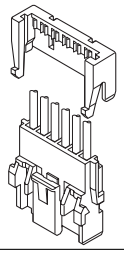	Receptacle ( )PAF-6S Retainer PAFS-( )V-S	Contact SPAL-001T-P0.5 SPAL-002T-P0.5 Receptacle housing PALR-( )V(F) Retainer PMS-( )V-S	**Wire to wire Connectors** 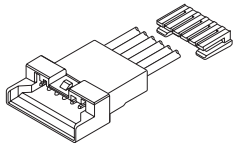

PC board layout (viewed from component side) and Assembly layout

Through-hole type

Top entry type

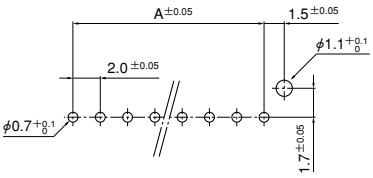

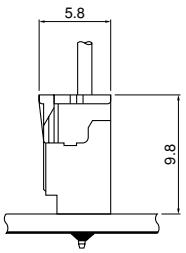

PA Receptacle + PA Header (Standard type)

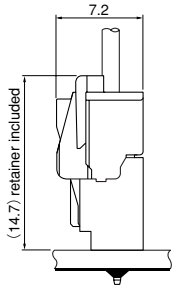

PA Receptacle + PA Header (Retainer mountable type)

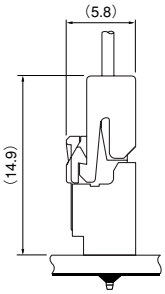

PAF Receptacle + PA Header

Side entry type

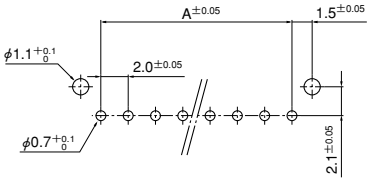

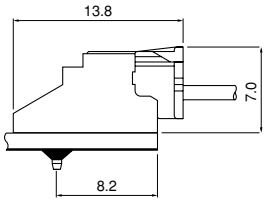

PA Receptacle + PA side entry type header (Standard type)

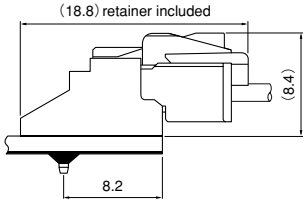

PA Receptacle + PA side entry type header (Retainer mountable type)

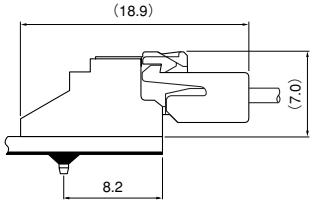

PAF Receptacle + PA side entry type header

Note: 1. Tolerances are non-cumulative: ±0.05mm for all centers.
2. Hole dimensions differ according to the kind of PC board and piercing method. The dimensions above should serve as a guideline. Contact JST for details.

PC board layout (viewed from component side) and Assembly layout

SMT type

Top entry type

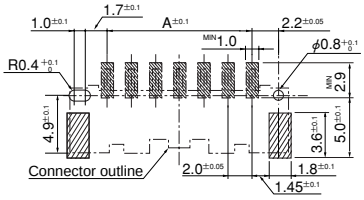

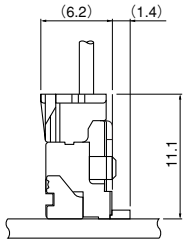

PA Receptacle + PA Header
(Standard type)

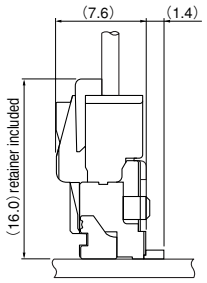

PA Receptacle + PA Header
(Retainer mountable type)

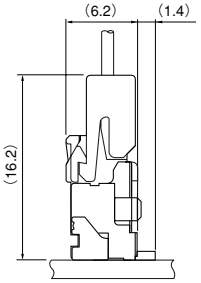

PAF Receptacle + PA Header

Side entry type

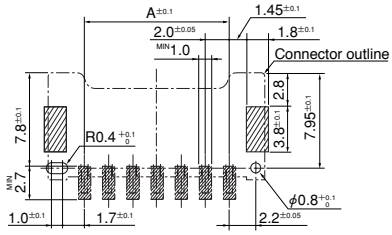

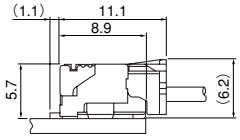

PA Receptacle +
PA side entry type header (SMT)
(Standard type)

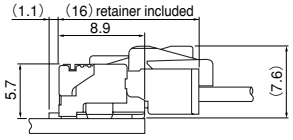

PA Receptacle +
PA side entry type header (SMT)
(Retainer mountable type)

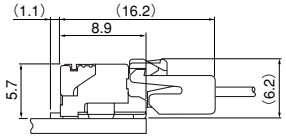

PAF Receptacle +
PA side entry type header (SMT)

Note: 1. Tolerances are non-cumulative: ±0.05mm for all centers.
2. The dimensions above should serve as a guideline. Contact JST for details.

High box type

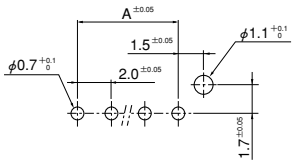

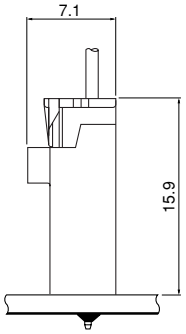

PA Receptacle +
PA high box type header
(Standard type)

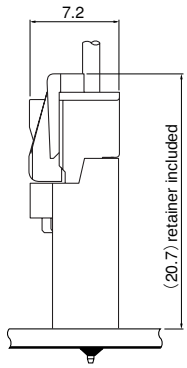

PA Receptacle +
PA high box type header
(Retainer mountable type)

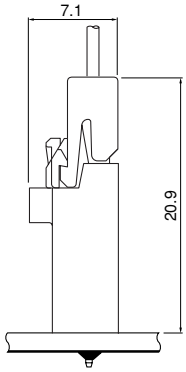

PAF Receptacle +
PA high box type header

Note: 1. Tolerances are non-cumulative: ±0.05mm for all centers.
2. Hole dimensions differ according to the kind of PC board and piercing method. The dimensions above should serve as a guideline. Contact JST for details.

Wire-to-wire

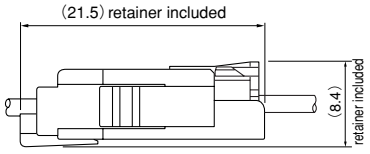

PA Receptacle + PAL Receptacle
(Standard type)

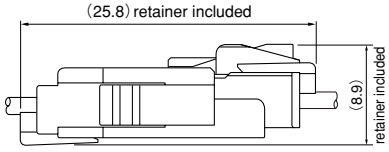

PA Receptacle + PAL Receptacle
(Retainer mountable type)

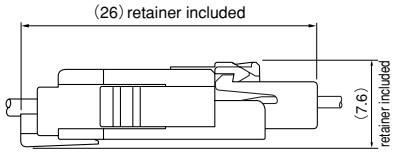

PAF Receptacle + PAL Receptacle

Contact

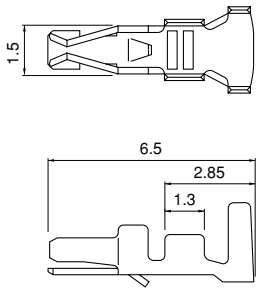

Model No.	Applicable wire		Insulation O.D. (mm)	Q'ty / reel
	mm²	AWG #		
SPHD-001T-P0.5	0.13～0.33	26～22	1.0～1.5	8,000
SPHD-002T-P0.5	0.08～0.21	28～24	0.9～1.5	8,000

Material and Finish

Phosphor bronze, tin-plated (reflow treatment)

RoHS compliance

Contact	Crimping machine	Applicator		
		Crimp applicator	Dies	Crimp applicator with dies
SPHD-002T-P0.5	AP-K2N	MKS-LS-10・MKS-L-10	MK/SPHD-002-05	APLMK SPHD002-05
		*MKS-SC-10	SC/SPHD-002-05	APLSC SPHD002-05
SPHD-001T-P0.5		MKS-LS-10・MKS-L-10	MK/SPHD-001-05	APLMK SPHD001-05
		*MKS-SC-10	SC/SPHD-001-05	APLSC SPHD001-05

Note: *Strip-crimp applicator

Housing

(2 to 9 circuits)

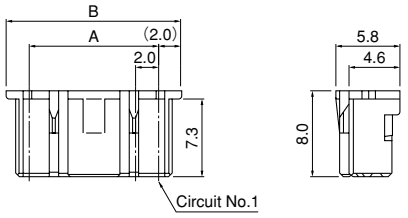

(10 to 15 circuits)

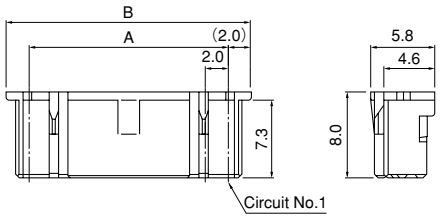

(16 circuits)

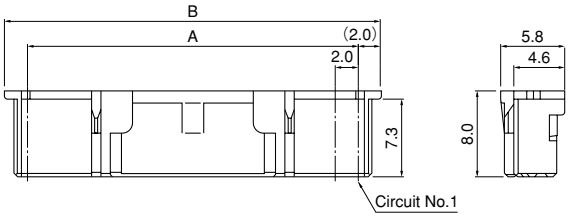

Circuits	Model No.	Dimensions (mm)		Q'ty / bag
		A	B	
2	**PAP-02V-S**	2.0	6.0	1,000
3	**PAP-03V-S**	4.0	8.0	1,000
4	**PAP-04V-S**	6.0	10.0	1,000
5	**PAP-05V-S**	8.0	12.0	1,000
6	**PAP-06V-S**	10.0	14.0	1,000
7	**PAP-07V-S**	12.0	16.0	1,000
8	**PAP-08V-S**	14.0	18.0	1,000
9	**PAP-09V-S**	16.0	20.0	1,000
10	**PAP-10V-S**	18.0	22.0	1,000
11	**PAP-11V-S**	20.0	24.0	1,000
12	**PAP-12V-S**	22.0	26.0	1,000
13	**PAP-13V-S**	24.0	28.0	1,000
14	**PAP-14V-S**	26.0	30.0	1,000
15	**PAP-15V-S**	28.0	32.0	1,000
16	**PAP-16V-S**	30.0	34.0	1,000

Material

PA 66, UL94V-0, natural (white)

RoHS compliance

<For reference> As the color identification,
the following alphabet shall be put in the underlined part.
For availability, delivery and minimum order quantity, contact JST.

ex. **PAP-02V-S**

S…natural (white)
K…black R…red E…blue M…green O…orange N…brown
P…purple PK…pink Y…yellow L…lemon yellow FY…vivid yellow
LE…light blue H…gray TR…tomato red

Through-hole type shrouded header

Top entry type

(2 to 9 circuits)

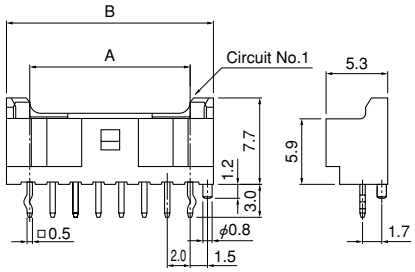

(10 to 15 circuits)

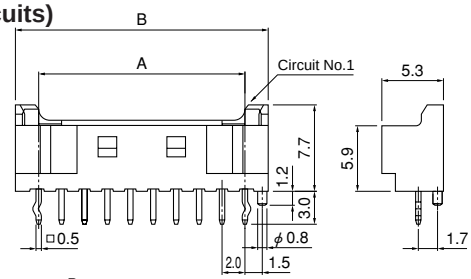

(16 circuits)

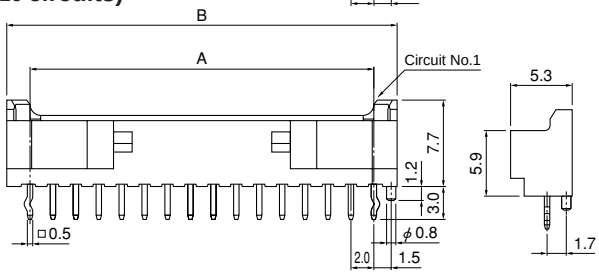

Side entry type

(2 to 9 circuits)

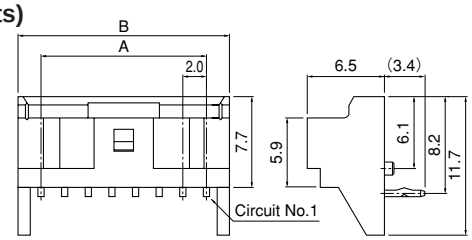

(10 to 15 circuits)

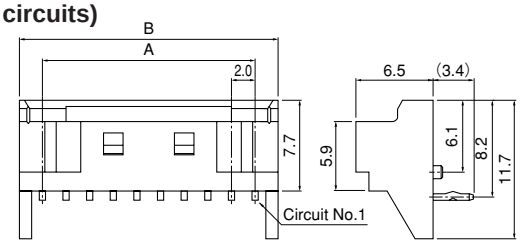

(16 circuits)

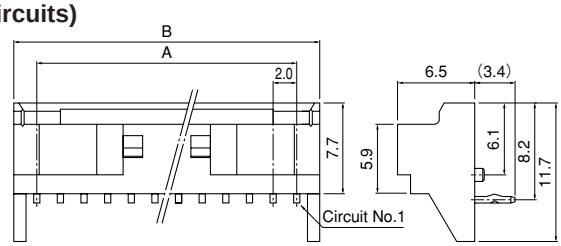

Top entry type

Circuits	Model No.		Dimensions (mm)		Q'ty / box
	Without a boss	With a boss	A	B	
2 (Note1)	**B02B-PAFYK-A**	**B02B-PAFYK-1A**	2.0	6.0	1,000
2	**B02B-PASK**	**B02B-PASK-1**	2.0	6.0	1,000
3	**B03B-PASK**	**B03B-PASK-1**	4.0	8.0	1,000
4	**B04B-PASK**	**B04B-PASK-1**	6.0	10.0	1,000
5	**B05B-PASK**	**B05B-PASK-1**	8.0	12.0	500
6	**B06B-PASK**	**B06B-PASK-1**	10.0	14.0	500
7	**B07B-PASK**	**B07B-PASK-1**	12.0	16.0	500
8	**B08B-PASK**	**B08B-PASK-1**	14.0	18.0	500
9	**B09B-PASK**	**B09B-PASK-1**	16.0	20.0	500
10	**B10B-PASK**	**B10B-PASK-1**	18.0	22.0	500
11	**B11B-PASK**	**B11B-PASK-1**	20.0	24.0	250
12	**B12B-PASK**	**B12B-PASK-1**	22.0	26.0	250
13	**B13B-PASK**	**B13B-PASK-1**	24.0	28.0	250
14	**B14B-PASK**	**B14B-PASK-1**	26.0	30.0	250
15	**B15B-PASK**	**B15B-PASK-1**	28.0	32.0	250
16	**B16B-PASK**	**B16B-PASK-1**	30.0	34.0	250

Material and Finish

Post: Copper alloy, copper-undercoated, tin-plated (reflow treatment)
Wafer: Glass-filled PBT, UL94V-0, natural (white)
(Note1) PA 66, UL94V-0, vivid yellow

RoHS compliance *This product displays (LF)(SN) on a label.*

<For reference> As the color identification, the following alphabet shall be put in the underlined part. For availability, delivery and minimum order quantity, contact JST.

ex. **B02B-PASK**

S…natural (white)
K…black R…red E…blue M…green O…orange N…brown
P…purple PK…pink Y…yellow L…lemon yellow FY…vivid yellow
LE…light blue H…gray TR…tomato red

Side entry type

Circuits	Model No.	Dimensions (mm)		Q'ty / box
		A	B	
2	**S02B-PASK-2**	2.0	6.0	1,000
3	**S03B-PASK-2**	4.0	8.0	1,000
4	**S04B-PASK-2**	6.0	10.0	500
5	**S05B-PASK-2**	8.0	12.0	500
6	**S06B-PASK-2**	10.0	14.0	500
7	**S07B-PASK-2**	12.0	16.0	250
8	**S08B-PASK-2**	14.0	18.0	250
9	**S09B-PASK-2**	16.0	20.0	250
10	**S10B-PASK-2**	18.0	22.0	250
11	**S11B-PASK-2**	20.0	24.0	250
12	**S12B-PASK-2**	22.0	26.0	250
13	**S13B-PASK-2**	24.0	28.0	200
14	**S14B-PASK-2**	26.0	30.0	200
15	**S15B-PASK-2**	28.0	32.0	200
16	**S16B-PASK-2**	30.0	34.0	200

Material and Finish

Post: Copper alloy, copper-undercoated, tin-plated (reflow treatment)
Wafer: Glass-filled PBT, UL94V-0, natural (white)

RoHS compliance *This product displays (LF)(SN) on a label.*

<For reference> As the color identification, the following alphabet shall be put in the underlined part. For availability, delivery and minimum order quantity, contact JST.

ex. **S03B-PASK-2**

S…natural (white)
K…black R…red E…blue M…green O…orange N…brown
P…purple PK…pink Y…yellow L…lemon yellow LE…light blue
H…gray TR…tomato red

SMT type shrouded header

Top entry type

(2 to 3 circuits)

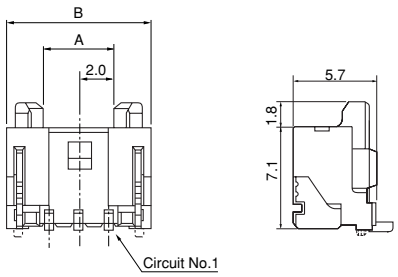

(4 to 9 circuits)

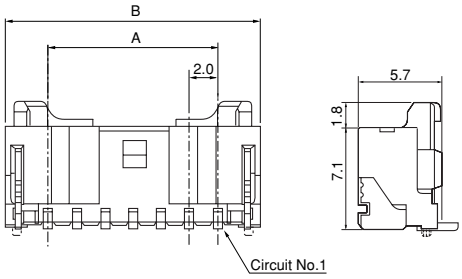

(10 to 13 circuits)

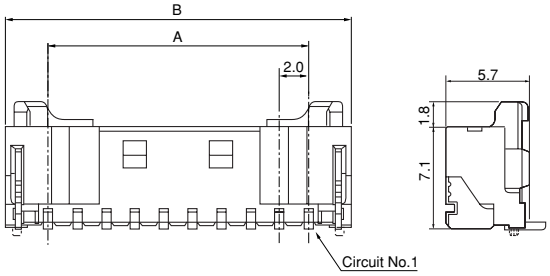

Side entry type

(2 to 3 circuits)

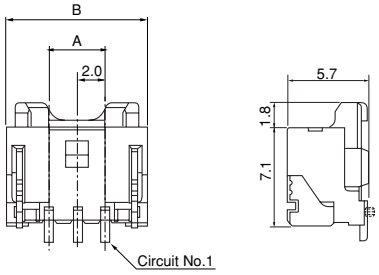

(4 to 9 circuits)

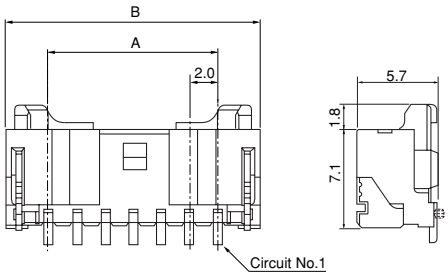

(10 to 12 circuits)

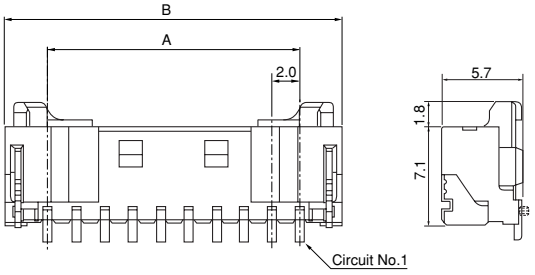

Top entry type

Circuits	Model No.		Dimensions(mm)		Q'ty / reel
	Without a boss	With a boss	A	B	
2	**BM02B-PASS-(*)**	**BM02B-PASS-1-(*)**	2.0	8.0	500
3	**BM03B-PASS-(*)**	**BM03B-PASS-1-(*)**	4.0	10.0	500
4	**BM04B-PASS-(*)**	**BM04B-PASS-1-(*)**	6.0	12.0	500
5	**BM05B-PASS-(*)**	**BM05B-PASS-1-(*)**	8.0	14.0	500
6	**BM06B-PASS-(*)**	**BM06B-PASS-1-(*)**	10.0	16.0	500
7	**BM07B-PASS-(*)**	**BM07B-PASS-1-(*)**	12.0	18.0	500
8	**BM08B-PASS-(*)**	**BM08B-PASS-1-(*)**	14.0	20.0	500
9	**BM09B-PASS-(*)**	**BM09B-PASS-1-(*)**	16.0	22.0	500
10	**BM10B-PASS-(*)**	**BM10B-PASS-1-(*)**	18.0	24.0	500
11	**BM11B-PASS-(*)**	**BM11B-PASS-1-(*)**	20.0	26.0	500
12	**BM12B-PASS-(*)**	**BM12B-PASS-1-(*)**	22.0	28.0	500
13	**BM13B-PASS-(*)**	**BM13B-PASS-1-(*)**	24.0	30.0	500

Material and Finish

Post: Copper alloy, copper-undercoated, tin-plated (reflow treatment)
Wafer: PA, UL94V-0, natural (ivory)
Solder tab: Copper alloy, copper-undercoated, tin-plated (reflow treatment)

RoHS compliance *This product displays (LF)(SN) on a label.*
Note: (*): TF…taping product
TFT…taping product with suction tape.

Side entry type

Circuits	Model No.		Dimensions(mm)		Q'ty / reel
	Without a boss	With a boss	A	B	
2	**SM02B-PASS-(*)**	**SM02B-PASS-1-(*)**	2.0	8.0	1,000
3	**SM03B-PASS-(*)**	**SM03B-PASS-1-(*)**	4.0	10.0	1,000
4	**SM04B-PASS-(*)**	**SM04B-PASS-1-(*)**	6.0	12.0	1,000
5	**SM05B-PASS-(*)**	**SM05B-PASS-1-(*)**	8.0	14.0	1,000
6	**SM06B-PASS-(*)**	**SM06B-PASS-1-(*)**	10.0	16.0	1,000
7	**SM07B-PASS-(*)**	**SM07B-PASS-1-(*)**	12.0	18.0	1,000
8	**SM08B-PASS-(*)**	**SM08B-PASS-1-(*)**	14.0	20.0	1,000
9	**SM09B-PASS-(*)**	**SM09B-PASS-1-(*)**	16.0	22.0	1,000
10	**SM10B-PASS-(*)**	**SM10B-PASS-1-(*)**	18.0	24.0	1,000
11	**SM11B-PASS-(*)**	**SM11B-PASS-1-(*)**	20.0	26.0	1,000
12	**SM12B-PASS-(*)**	**SM12B-PASS-1-(*)**	22.0	28.0	1,000

Material and Finish

Post: Copper alloy, copper-undercoated, tin-plated (reflow treatment)
Wafer: PA, UL94V-0, natural (ivory)
Solder tab: Copper alloy, copper-undercoated, tin-plated (reflow treatment)

RoHS compliance *This product displays (LF)(SN) on a label.*
Note: (*): TB…taping product
TBT…taping product with suction tape.

Shrouded header <High box type>

(2 circuits)

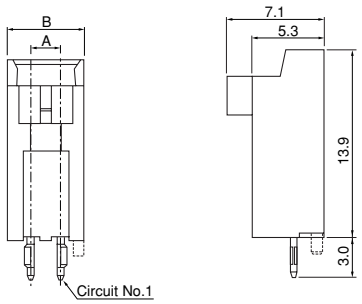

(3 circuits)

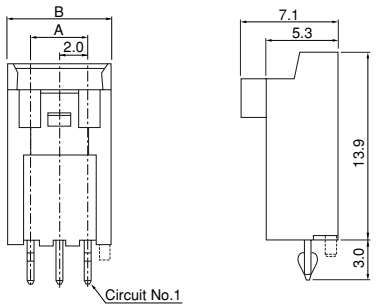

(4 circuits)

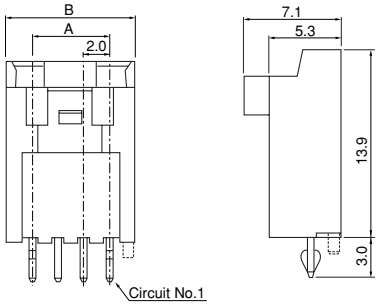

(5, 6 circuits)

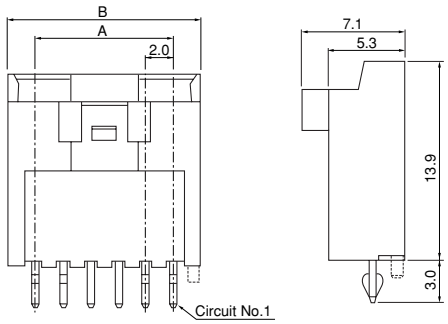

(7 to 9 circuits)

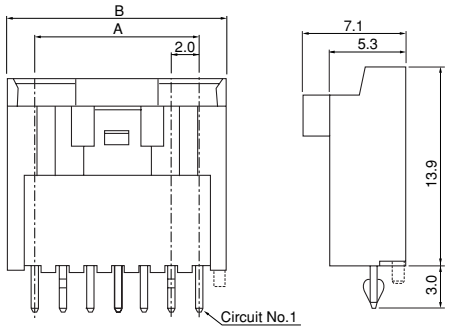

(10 to 12, 15 circuits)

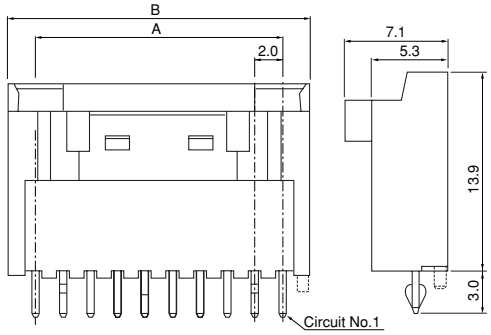

Circuits	Model No.		Dimensions(mm)		Q'ty / box
	Without a boss	With a boss	A	B	
2	**BH02B-PASK**	**BH02B-PASK-1**	2.0	6.0	900
3	**BH03B-PASK**	**BH03B-PASK-1**	4.0	8.0	675
4	**BH04B-PASK**	**BH04B-PASK-1**	6.0	10.0	525
5	**BH05B-PASK**	**BH05B-PASK-1**	8.0	12.0	450
6	**BH06B-PASK**	**BH06B-PASK-1**	10.0	14.0	375
7	**BH07B-PASK**	**BH07B-PASK-1**	12.0	16.0	325
8	**BH08B-PASK**	**BH08B-PASK-1**	14.0	18.0	300
9	**BH09B-PASK**	**BH09B-PASK-1**	16.0	20.0	250
10	**BH10B-PASK**	**BH10B-PASK-1**	18.0	22.0	225
11	**BH11B-PASK**	**BH11B-PASK-1**	20.0	24.0	225
12	**BH12B-PASK**	**BH12B-PASK-1**	22.0	26.0	200
15	**BH15B-PASK**	**BH15B-PASK-1**	28.0	32.0	150

Material and Finish
Post: Copper alloy, copper-undercoated, tin-plated (reflow treatment) Wafer: Glass-filled PBT, UL94V-0, natural (white)

RoHS compliance *This product displays (LF)(SN) on a label.*

Contact

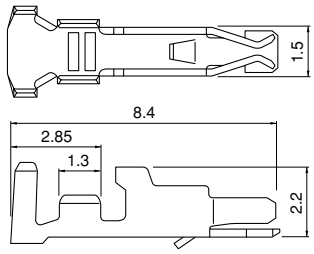

Model No.	Applicable wire		Insulation O.D. (mm)	Q'ty / reel
	mm²	AWG #		
SPA-001T-P0.5	0.13～0.33	26～22	0.9～1.5	10,000

Material and Finish

Phosphor bronze, tin-plated (reflow treatment)

RoHS compliance

Contact	Crimping machine	Applicator		
		Crimp applicator	Dies	Crimp applicator with dies
SPA-001T-P0.5	AP-K2N	MKS-L	MK/SPA-001-05	APLMK SPA001-05
		—	—	—

Housing

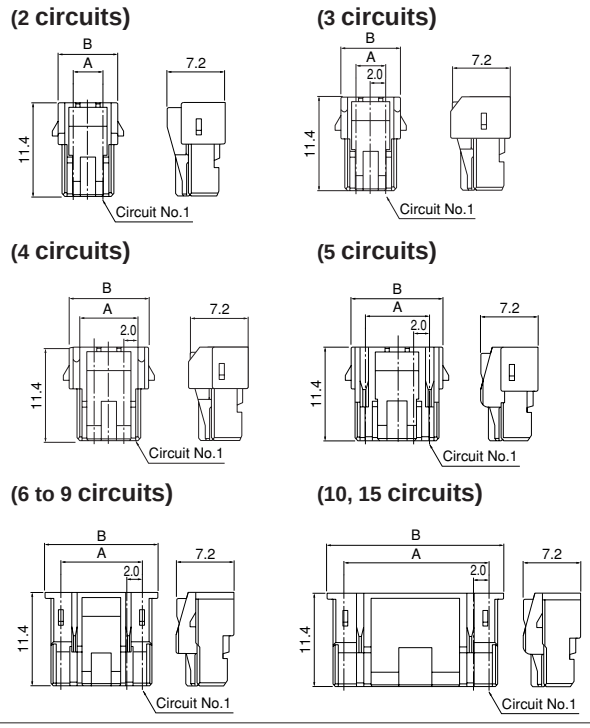

Circuits	Model No.	Dimensions(mm)		Q'ty / bag
		A	B	
2	**PARP-02V**	2.0	5.4	1,000
3	**PARP-03V**	4.0	7.4	1,000
4	**PARP-04V**	6.0	9.4	1,000
5	**PARP-05V**	8.0	11.4	1,000
6	**PARP-06V**	10.0	14.0	1,000
7	**PARP-07V**	12.0	16.0	1,000
8	**PARP-08V**	14.0	18.0	1,000
9	**PARP-09V**	16.0	20.0	1,000
10	**PARP-10V**	18.0	22.0	1,000
*15	**PARP-15V**	28.0	32.0	500

Material

PA 66, UL94V-0, natural (white)

RoHS compliance

*Note: *Marked product is not CSA approved.*

<For reference> As the color identification, the following alphabet shall be put in the underlined part. For availability, delivery and minimum order quantity, contact JST.

ex. **PARP-02V-oo**

(blank)…natural (white)

R…red E…blue Y…yellow M…green

Retainer

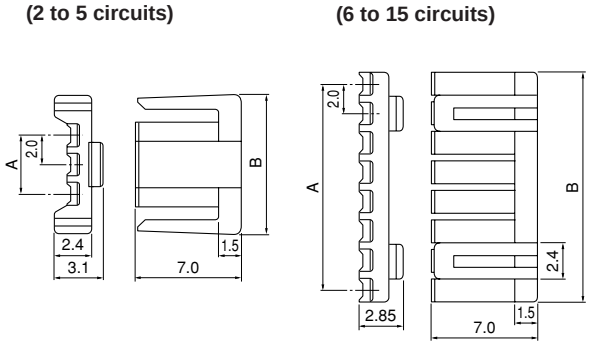

Circuits	Model No.	Dimensions(mm)		Q'ty / bag
		A	B	
2	**PMS-02V-S**	2.0	7.3	1,000
3	**PMS-03V-S**	4.0	9.3	1,000
4	**PMS-04V-S**	6.0	11.3	1,000
5	**PMS-05V-S**	8.0	13.3	1,000
6	**PMS-06V-S**	10.0	11.55	1,000
7	**PMS-07V-S**	12.0	13.55	1,000
8	**PMS-08V-S**	14.0	15.55	1,000
* 9	**PMS-09V-S**	16.0	17.55	1,000
*10	**PMS-10V-S**	18.0	19.55	1,000
*15	**PMS-15V-S**	28.0	29.55	1,000

Material

Glass-filled PA 66, UL94V-0, natural (ivory)

RoHS compliance

*Note: *Marked products are not CSA approved.*

Receptacle

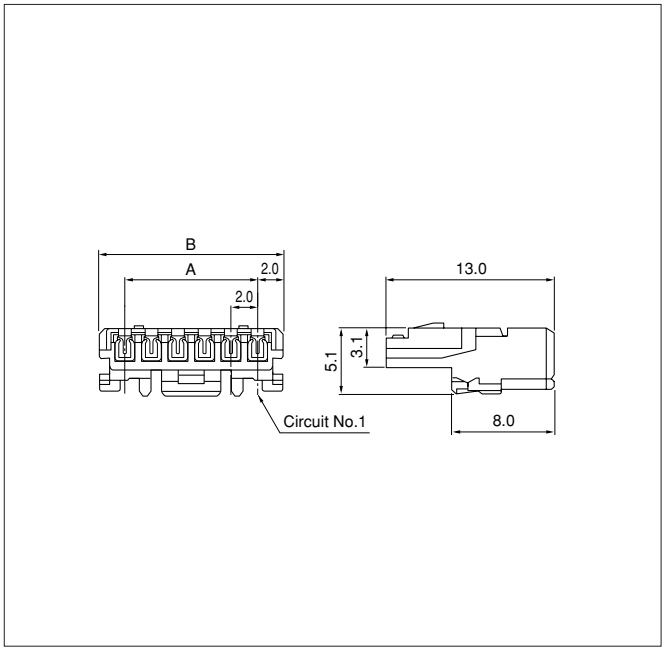

Circuits	Model No.	Dimensions(mm)		Q'ty / box
		A	B	
2	**02PAF-6S**	2.0	6.0	1,000
3	**03PAF-6S**	4.0	8.0	1,000
4	**04PAF-6S**	6.0	10.0	500
5	**05PAF-6S**	8.0	12.0	500
6	**06PAF-6S**	10.0	14.0	500
7	**07PAF-6S**	12.0	16.0	500
8	**08PAF-6S**	14.0	18.0	250
9	**09PAF-6S**	16.0	20.0	250
10	**10PAF-6S**	18.0	22.0	250
11	**11PAF-6S**	20.0	24.0	250
12	**12PAF-6S**	22.0	26.0	250
13	**13PAF-6S**	24.0	28.0	250
14	**14PAF-6S**	26.0	30.0	250
15	**15PAF-6S**	28.0	32.0	250
*16	**16PAF-6S**	30.0	34.0	250

Material and Finish
Contact: Phosphor bronze, tin-plated (reflow treatment) Housing: PA 66, UL94V-0, natural (white)

RoHS compliance

*Note: *Marked product is not UL/CSA approved.*

<For reference> As the color identification, the following alphabet shall be put in the underlined part. For availability, delivery and minimum order quantity, contact JST.

ex. **02PAF-6S**

S…natural (white)

R…red E…blue M…green Y…yellow

Retainer

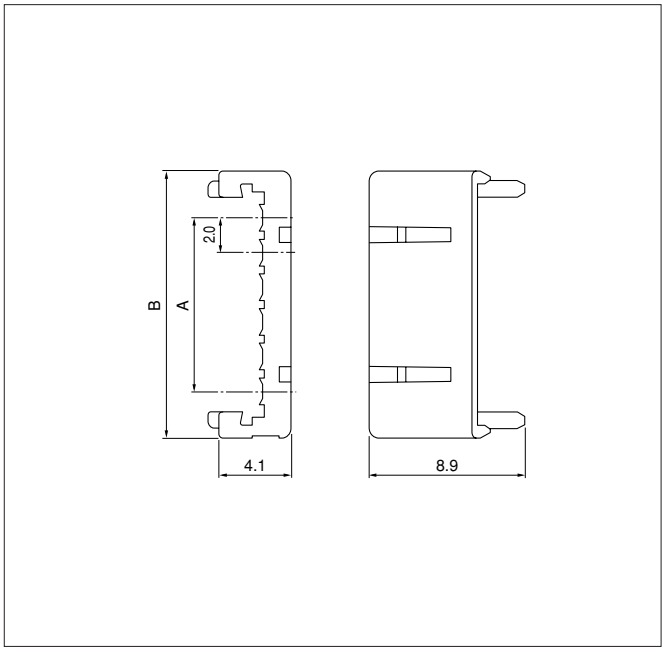

Circuits	Model No.	Dimensions(mm)		Q'ty / bag
		A	B	
2	**PAFS-02V-S**	2.0	7.4	1,000
3	**PAFS-03V-S**	4.0	9.4	1,000
4	**PAFS-04V-S**	6.0	11.4	1,000
5	**PAFS-05V-S**	8.0	13.4	1,000
6	**PAFS-06V-S**	10.0	15.4	1,000
7	**PAFS-07V-S**	12.0	17.4	1,000
8	**PAFS-08V-S**	14.0	19.4	1,000
* 9	**PAFS-09V-S**	16.0	21.4	1,000
*10	**PAFS-10V-S**	18.0	23.4	1,000
*11	**PAFS-11V-S**	20.0	25.4	1,000
*12	**PAFS-12V-S**	22.0	27.4	1,000
*13	**PAFS-13V-S**	24.0	29.4	1,000
*14	**PAFS-14V-S**	26.0	31.4	1,000
*15	**PAFS-15V-S**	28.0	33.4	1,000

Material
Glass-filled PA 66, UL94V-0, natural (ivory)

RoHS compliance

*Note: *Marked products are not UL/CSA approved.*

Contact

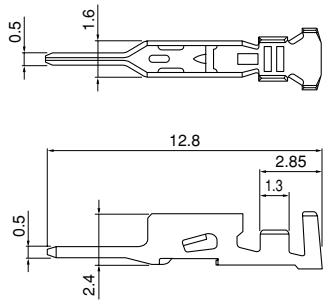

Model No.	Applicable wire		Insulation O.D. (mm)	Q'ty / reel
	mm²	AWG #		
SPAL-001T-P0.5	0.13～0.33	26～22	1.0～1.5	10,000
SPAL-002T-P0.5	0.08～0.21	28～24	0.9～1.5	10,000

Material and Finish

Phosphor bronze, tin-plated (reflow treatment)

RoHS compliance

Contact	Crimping machine	Applicator		
		Crimp applicator	Dies	Crimp applicator with dies
SPAL-001T-P0.5	AP-K2N	MKS-L	MK/SPAL-001-05	APLMK SPAL001-05
		—	—	—
SPAL-002T-P0.5		MKS-L	MK/SPAL-002-05	APLMK SPAL002-05
		—	—	—

Housing

Without panel locks

(2 to 5 circuits)

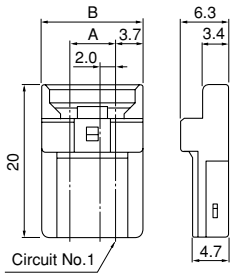

(6 to 8 circuits)

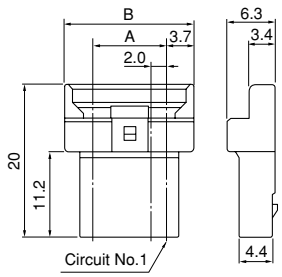

Circuits	Model No.	Dimensions(mm)		Q'ty / bag
		A	B	
2	**PALR-02VF**	2.0	9.4	1,000
3	**PALR-03VF**	4.0	11.4	1,000
4	**PALR-04VF**	6.0	13.4	1,000
5	**PALR-05VF**	8.0	15.4	1,000
6	**PALR-06VF**	10.0	17.4	1,000
7	**PALR-07VF**	12.0	19.4	1,000
8	**PALR-08VF**	14.0	21.4	1,000

Material

PA 66, UL94V-0, natural (white)

RoHS compliance

With panel locks

(2 to 4 circuits)

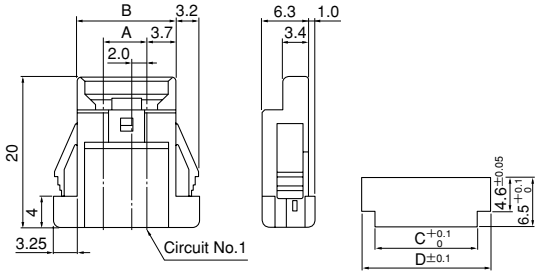

(6 to 8 circuits)

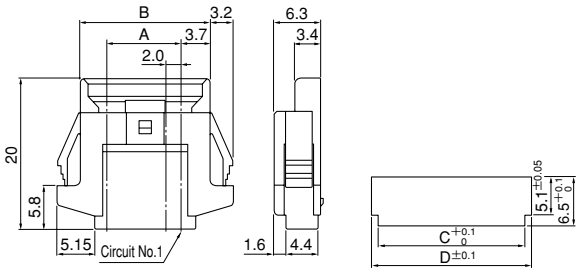

Circuits	Model No.	Dimensions(mm)				Q'ty / bag
		A	B	C	D	
2	**PALR-02V**	2.0	9.4	9.8	13.4	1,000
3	**PALR-03V**	4.0	11.4	11.8	15.4	1,000
4	**PALR-04V**	6.0	13.4	13.8	17.4	1,000
6	**PALR-06V**	10.0	17.4	19.8	21.4	1,000
7	**PALR-07V**	12.0	19.4	21.8	23.4	1,000
8	**PALR-08V**	14.0	21.4	23.8	25.4	1,000

Material

PA 66, UL94V-0, natural (white)

RoHS compliance

<For reference> As the color identification, the following alphabet shall be put in the underlined part. For availability, delivery and minimum order quantity, contact JST.

ex. **PALR-02V(F)-oo**

(blank)…natural (white)

R…red E…blue M…green Y…yellow

Retainer

Retainers are interchangeable with those of the PA crimp style retainer mountable type.

Taping specifications

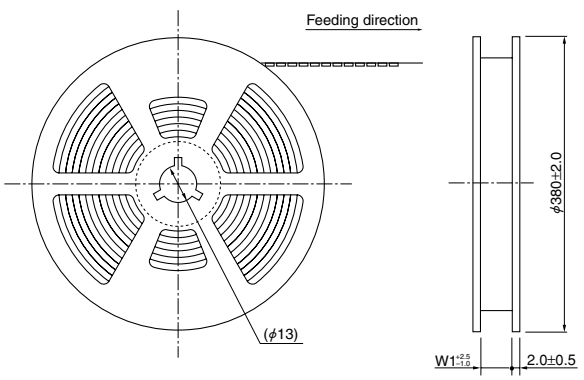

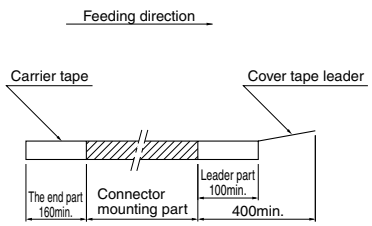

Top entry type
(2 to 5 circuits)

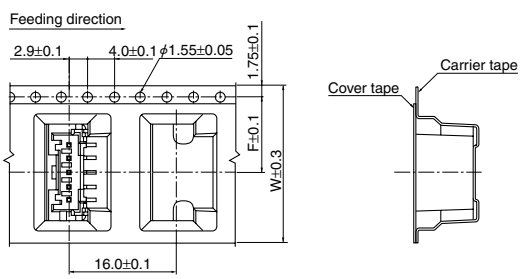

(6 to 13 circuits)

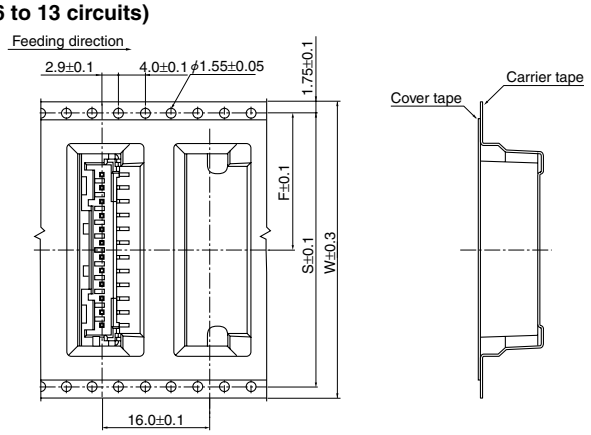

Side entry type
(2 to 5 circuits)

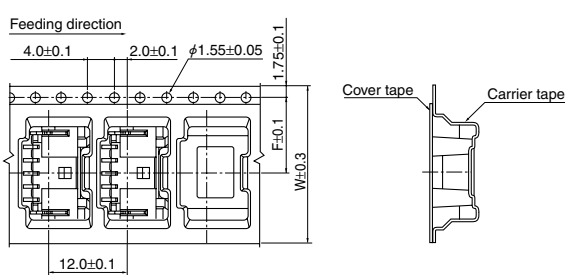

(6 to 12 circuits)

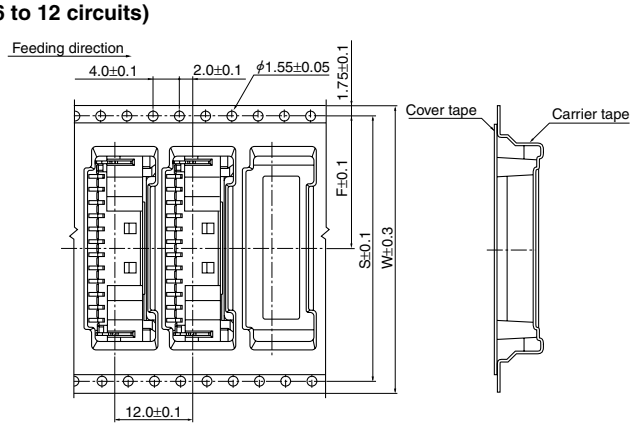

Circuits	Taping dimensions (mm)			Reel dimensions (mm)	Q'ty / reel	
	F	S	W	W1	Top entry type	Side entry type
2 to 5	11.5	–	24.0	25.5	500	1,000
6, 7	14.2	28.4	32.0	33.5	500	1,000
8 to 13	20.2	40.4	44.0	45.5	500	1,000

Note:
1. *Specifications conform to JIS C 0806. The tape width, connector loading recess square hole dimensions, etc. are determined by the number of circuits and external shape of the connector to be loaded.*
2. *Specifications are subject to change without prior notice.*