AZ767

SPDT SUBMINIATURE POWER RELAY

FEATURES

- Low cost
- 10 Amp switching
- Epoxy sealed version available
- UL, CUR file E44211



CONTACTS

Arrangement	SPDT (1 Form C)
Ratings	Resistive Load: Max. switched power: 90 W or 750 VA Max. switched current: 3 A Max. switched voltage: 150 VDC* or 380 VAC * Note: If switching voltage is greater than 30 VDC, special precautions must be taken. Please contact the factory
Rated Load UL, CUR	3 A at 30 VDC / 250 VAC, 100k cycles
Material	Silver cadmium oxide, silver nickel
Resistance	< 100 milliohms initially

COIL

Power	
At Pickup Voltage (typical)	253 mW
Max. Continuous Dissipation	1.25 W at 20°C (68°F) ambient
Temperature Rise (at nominal voltage)	41°C (74°F)
Temperature	Max. 130°C (266°F)

NOTES

1. All values at 20°C (68°F).
2. Relay may pull in with less than “Must Operate” value.
3. Specifications subject to change without notice.

GENERAL DATA

Life Expectancy Mechanical Electrical	Minimum operations 1 x 10^7 1 x 10^5 at 5 A 250 VAC Res.
Operate Time (typical)	8 ms at nominal coil voltage
Release Time (typical)	5 ms at nominal coil voltage (with no coil suppression)
Dielectric Strength (at sea level for 1 min.)	2500 Vrms coil to contact 1000 Vrms between open contacts
Insulation Resistance	1000 megohms min. at 20°C 500 VDC 50% RH
Dropout	Greater than 5% of nominal coil voltage
Ambient Temperature Operating	At nominal coil voltage -40°C (-40°F) to 70°C (158°F)
Vibration	0.062" (1.5 mm) DA at 10–50 Hz
Shock	10 g operating, 100 g damage
Enclosure	P.B.T. polyester
Terminals	Tinned copper alloy, P.C.
Max. Solder Temp.	270°C (518°F)
Max. Solder Time	5 seconds
Max. Solvent Temp.	80°C (176°F)
Max. Immersion Time	30 seconds
Weight	6 grams
Packing unit in pcs	50 per plastic tray / 500 per carton box

ZETTLER electronics GmbH - A ZETTLER GROUP Company

Junkersstr. 3, D-82178 Puchheim, Germany

phone: +49 89 800 97-0 office@ZETTLERelectronics.com
fax: +49 89 800 97-200 www.ZETTLERelectronics.com

This product specification to be used only together with the application notes which can be downloaded from http://www.ZETTLERelectronics.com/pdfs/relais/ApplicationNotes.pdf

2015-07-01

AZ767

RELAY ORDERING DATA

STANDARD RELAYS				
COIL SPECIFICATIONS				ORDER NUMBER*
Nominal Coil VDC	Must Operate VDC	Max. Continuous VDC	Coil Resistance Ohm ± 10%	Form C (SPDT)
3	2.25	5.0	20	AZ767–1C–3D
5	3.75	8.3	55	AZ767–1C–5D
6	4.5	10.0	80	AZ767–1C–6D
9	6.75	15.0	180	AZ767–1C–9D
12	9.0	20.0	320	AZ767–1C–12D
18	13.5	30.0	720	AZ767–1C–18D
24	18.0	40.0	1,280	AZ767–1C–24D
48	36.0	80.0	5,120	AZ767–1C–48D

* "1C" denote silver cadmium oxide contacts.
Substitute "1CB" in place of "1C" for silver nickel contacts.
Add suffix "E" at the end of part number for epoxy sealed version.

MECHANICAL DATA

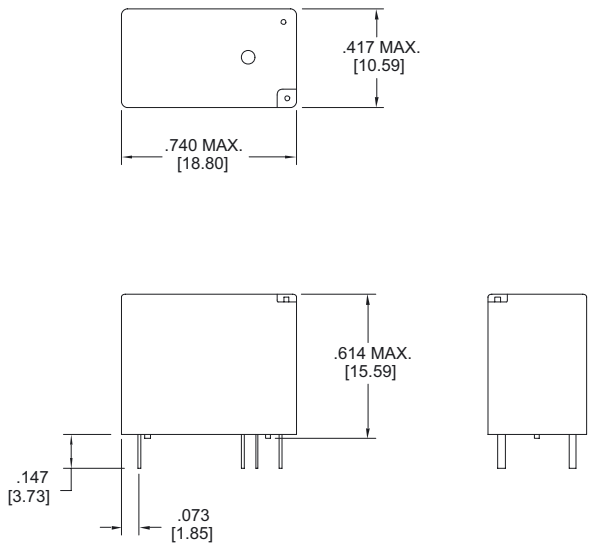

PC BOARD LAYOUT

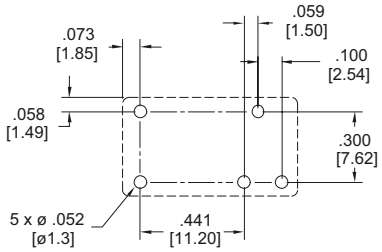

Viewed toward terminals

WIRING DIAGRAMS

Form C

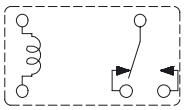

Viewed toward terminals

Dimensions in inches with metric equivalents in parentheses. Tolerance: ± .010"

ZETTLER electronics GmbH - A ZETTLER GROUP Company

Junkersstr. 3, D-82178 Puchheim, Germany

phone: +49 89 800 97-0 office@ZETTLERelectronics.com
fax: +49 89 800 97-200 www.ZETTLERelectronics.com